

SECRETARÍA DE
**SERVICIOS
PÚBLICOS**



SAN PEDRO

G A R Z A G A R C Í A

INDICADORES

MARZO 2015

SECRETARÍA DE
**SERVICIOS
PÚBLICOS**



SAN PEDRO
G A R Z A G A R C Í A

Dirección Operativa



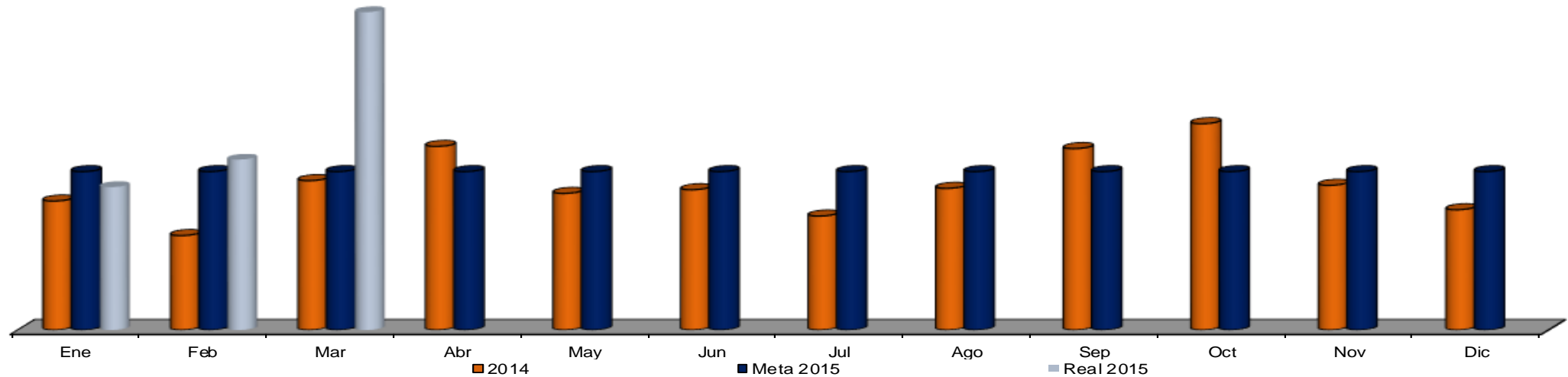
Vialidad Segura



POA

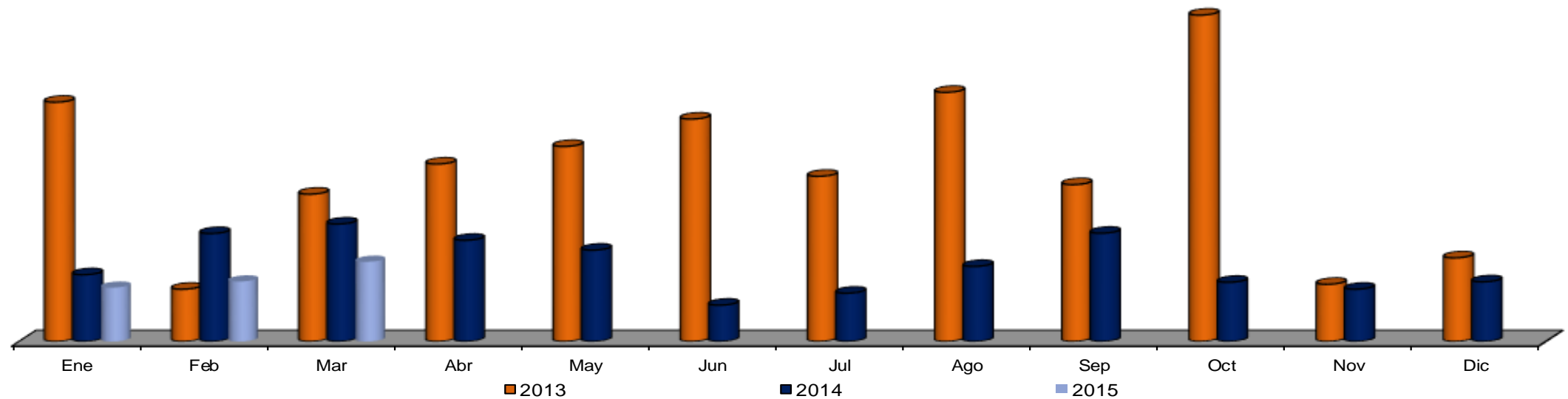
Vialidad segura: Bacheo preventivo y correctivo (M²)

| Años/Meses | Ene | Feb | Mar | Abr | May | Jun | Jul | Ago | Sep | Oct | Nov | Dic | Total | Prom Mensual |
|-------------------|-------|-------|-------|----------|----------|----------|----------|----------|----------|----------|----------|----------|---------------|--------------|
| 2014 | 2,241 | 1,641 | 2,595 | 3,190 | 2,373 | 2,437 | 1,980 | 2,461 | 3,152 | 3,584 | 2,514 | 2,089 | 6,477 | 2,521 |
| Meta 2015 | 2,752 | 2,752 | 2,752 | 2,752 | 2,752 | 2,752 | 2,752 | 2,752 | 2,752 | 2,752 | 2,752 | 2,752 | 33,024 | 2,752 |
| Real 2015 | 2,483 | 2,961 | 5,523 | | | | | | | | | | 10,967 | 3,656 |
| Diferencia | -269 | 209 | 2,771 | -2,752 | -2,752 | -2,752 | -2,752 | -2,752 | -2,752 | -2,752 | -2,752 | -2,752 | | |
| Dif % | -11% | 7% | 50% | #¡DIV/0! | #¡DIV/0! | #¡DIV/0! | #¡DIV/0! | #¡DIV/0! | #¡DIV/0! | #¡DIV/0! | #¡DIV/0! | #¡DIV/0! | | |



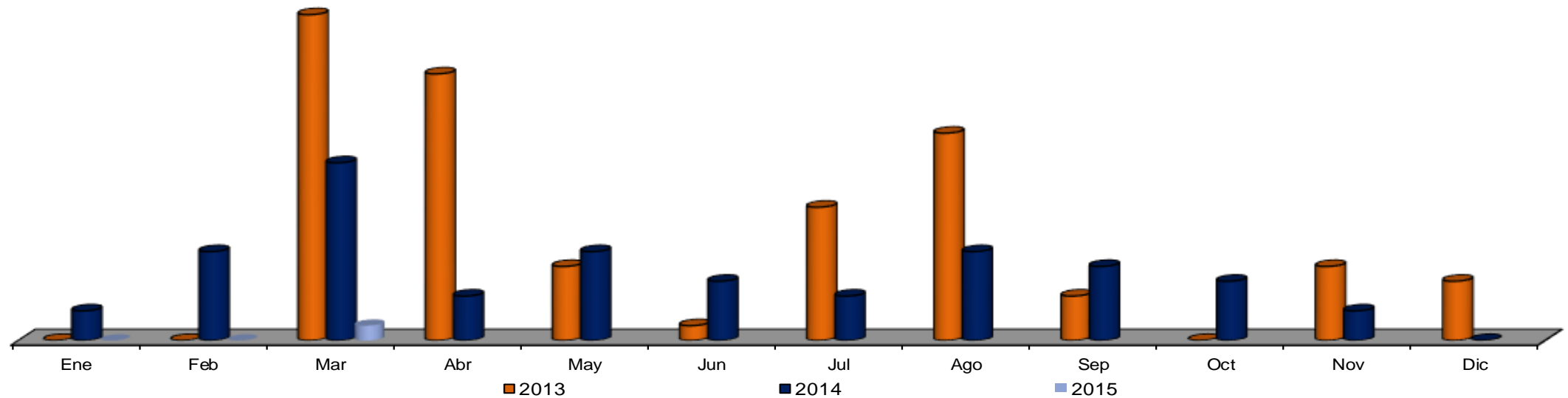
**Vialidad segura:
Escombro retirado en la vía pública incluye producto del bacheo (M³)**

| Años/Meses | Ene | Feb | Mar | Abr | May | Jun | Jul | Ago | Sep | Oct | Nov | Dic | Total | Prom Mensual |
|------------|-----|-----|-----|-----|-----|-----|-----|-----|-----|-------|-----|-----|--------------|--------------|
| 2013 | 778 | 170 | 479 | 577 | 634 | 723 | 537 | 810 | 510 | 1,061 | 186 | 272 | 6,737 | 561 |
| 2014 | 217 | 351 | 382 | 329 | 297 | 118 | 157 | 244 | 352 | 193 | 170 | 194 | 3,004 | 250 |
| 2015 | 175 | 195 | 259 | | | | | | | | | | 629 | 210 |



**Vialidad segura:
Construcción de reductores de velocidad (bordos)**

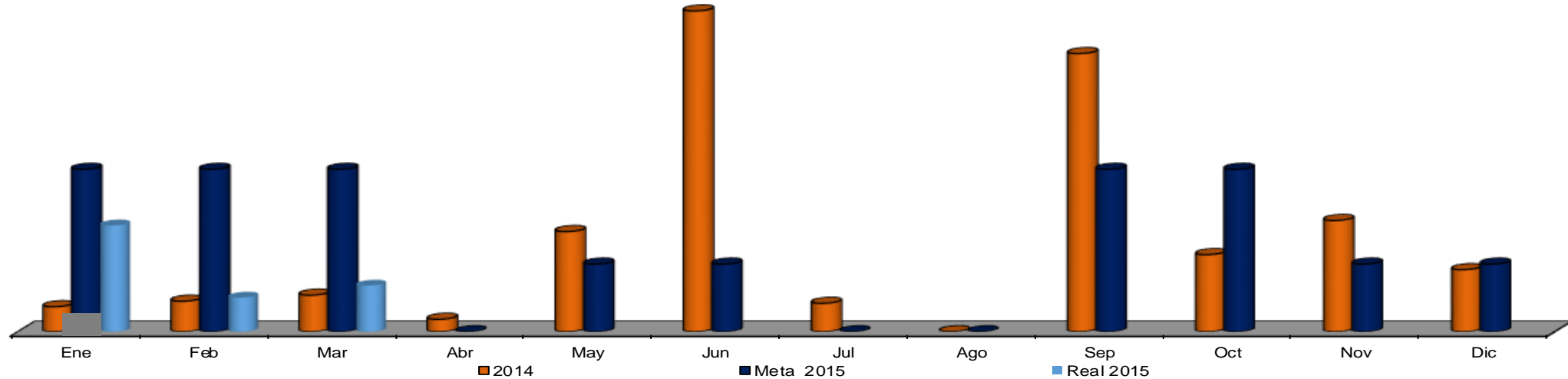
| Años/Meses | Ene | Feb | Mar | Abr | May | Jun | Jul | Ago | Sep | Oct | Nov | Dic | Total | Prom Mensual |
|------------|-----|-----|-----|-----|-----|-----|-----|-----|-----|-----|-----|-----|-------|--------------|
| 2013 | 0 | 0 | 22 | 18 | 5 | 1 | 9 | 14 | 3 | 0 | 5 | 4 | 81 | 7 |
| 2014 | 2 | 6 | 12 | 3 | 6 | 4 | 3 | 6 | 5 | 4 | 2 | 0 | 53 | 4 |
| 2015 | 0 | 0 | 1 | | | | | | | | | | 1 | 0 |



POA

Vialidad segura: Limpieza de arroyo con retro (M)

| Años/Meses | Ene | Feb | Mar | Abr | May | Jun | Jul | Ago | Sep | Oct | Nov | Dic | Total | Prom Mensual |
|------------|--------|--------|--------|----------|--------|--------|----------|----------|--------|--------|--------|--------|--------|--------------|
| 2014 | 500 | 610 | 730 | 250 | 2,000 | 6,400 | 568 | 0 | 5,550 | 1,539 | 2,220 | 1,240 | 1,840 | 1,801 |
| Meta 2015 | 3,241 | 3,241 | 3,241 | 0 | 1,350 | 1,350 | 0 | 0 | 3,241 | 3,241 | 1,350 | 1,350 | 21,607 | 1,801 |
| Real 2015 | 2,120 | 680 | 920 | | | | | | | | | | 3,720 | 1,240 |
| Diferencia | -1,121 | -2,561 | -2,321 | 0 | -1,350 | -1,350 | 0 | 0 | -3,241 | -3,241 | -1,350 | -1,350 | | |
| Dif % | -35% | -79% | -72% | #¡DIV/0! | -100% | -100% | #¡DIV/0! | #¡DIV/0! | -100% | -100% | -100% | -100% | | |

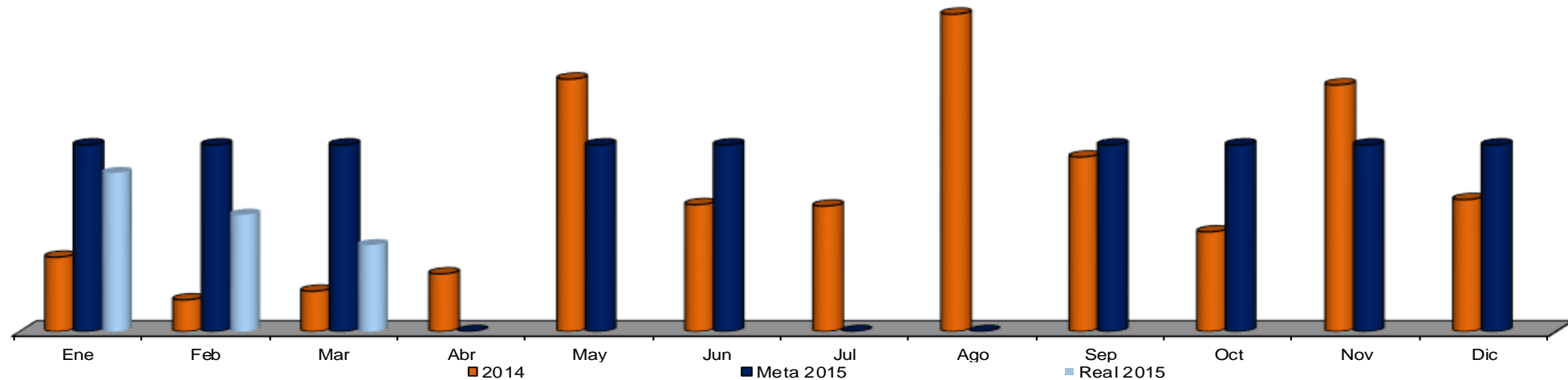


NOTA: El ancho promedio de los arroyos es de 25m

POA

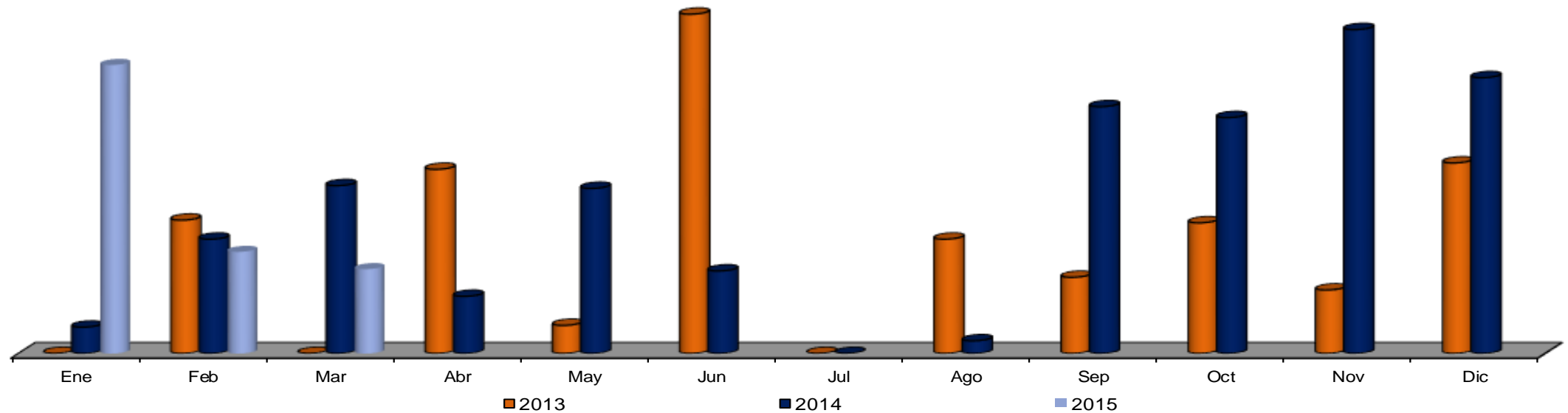
Vialidad segura: Limpieza a canal abierto manual (M²)

| Años/Meses | Ene | Feb | Mar | Abr | May | Jun | Jul | Ago | Sep | Oct | Nov | Dic | Total | Prom Mensual |
|-------------------|-------|-------|-------|----------|--------|--------|----------|----------|--------|--------|--------|--------|---------------|--------------|
| 2014 | 516 | 220 | 280 | 400 | 1,750 | 880 | 870 | 2,200 | 1,210 | 691 | 1,710 | 915 | 1,016 | 970 |
| Meta 2015 | 1,294 | 1,294 | 1,294 | 0 | 1,294 | 1,294 | 0 | 0 | 1,294 | 1,294 | 1,294 | 1,294 | 11,642 | 970 |
| Real 2015 | 1,100 | 810 | 600 | | | | | | | | | | 2,510 | 837 |
| Diferencia | -194 | -484 | -694 | 0 | -1,294 | -1,294 | 0 | 0 | -1,294 | -1,294 | -1,294 | -1,294 | | |
| Dif % | -15% | -37% | -54% | #¡DIV/0! | -100% | -100% | #¡DIV/0! | #¡DIV/0! | -100% | -100% | -100% | -100% | | |



**Vialidad segura:
Azolve extraído de arroyo (M³)**

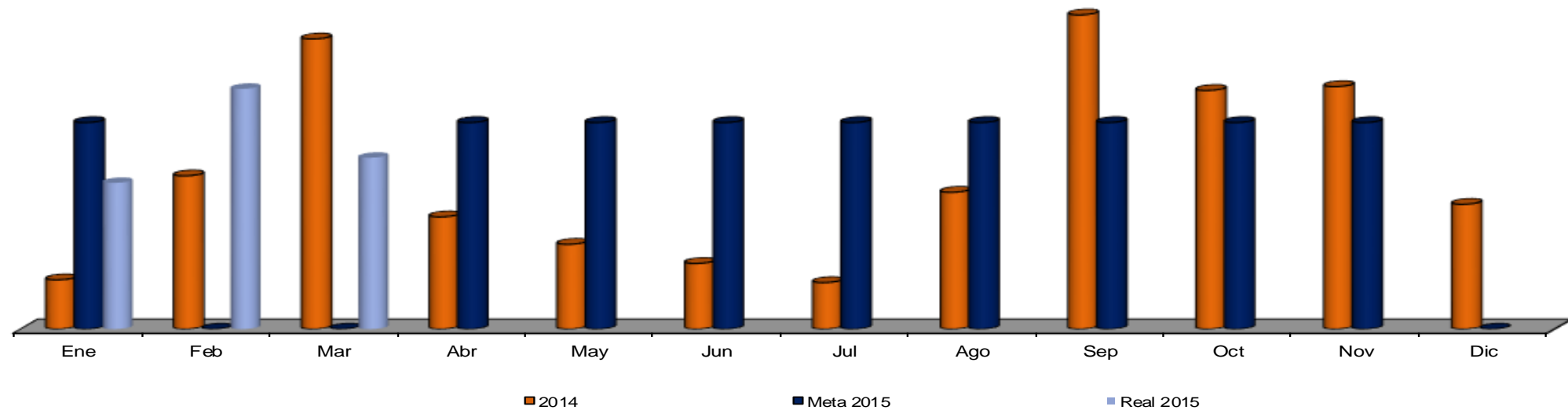
| Años/Meses | Ene | Feb | Mar | Abr | May | Jun | Jul | Ago | Sep | Oct | Nov | Dic | Total | Prom Mensual |
|------------|-----|-----|-----|-----|-----|-----|-----|-----|-----|-----|-----|-----|-------|--------------|
| 2013 | 0 | 147 | 0 | 203 | 31 | 374 | 0 | 126 | 84 | 144 | 70 | 210 | 1,389 | 116 |
| 2014 | 29 | 126 | 185 | 63 | 182 | 91 | 0 | 14 | 272 | 260 | 357 | 304 | 1,883 | 157 |
| 2015 | 318 | 112 | 93 | | | | | | | | | | 523 | 174 |



POA

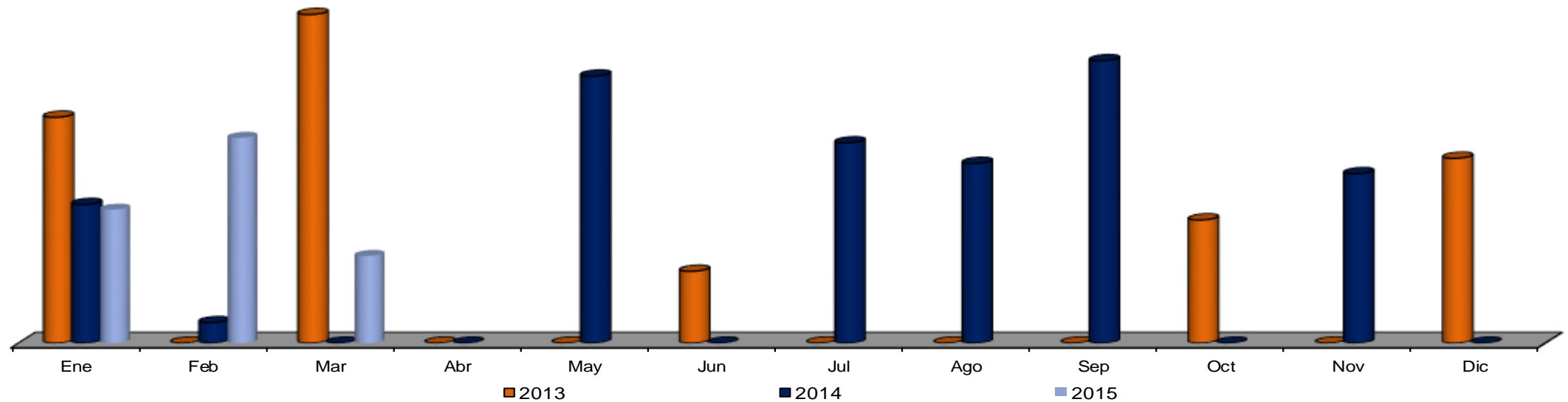
Vialidad segura: Limpieza rejillas-boca tormenta-pluviales (Pza.)

| Años/Meses | Ene | Feb | Mar | Abr | May | Jun | Jul | Ago | Sep | Oct | Nov | Dic | Total | Prom Mensual |
|-------------|------|-----|----------|-------|-------|-------|-------|-------|-------|-------|-------|----------|-----------------|--------------|
| 2014 | 90 | 280 | 530 | 205 | 155 | 120 | 85 | 250 | 574 | 436 | 443 | 228 | 900 | 283 |
| Meta 2015 | 377 | 0 | 0 | 377 | 377 | 377 | 377 | 377 | 377 | 377 | 377 | 0 | 3,396 | 283 |
| Real 2015 | 267 | 439 | 313 | | | | | | | | | | 1,019 | 340 |
| Diferencia | -110 | 280 | 313 | -377 | -377 | -377 | -377 | -377 | -377 | -377 | -377 | 0 | -2376.97 | |
| Dif % | -29% | 280 | #¡DIV/0! | -100% | -100% | -100% | -100% | -100% | -100% | -100% | -100% | #¡DIV/0! | | |



**Vialidad segura:
Reparación de banquetas (M²)**

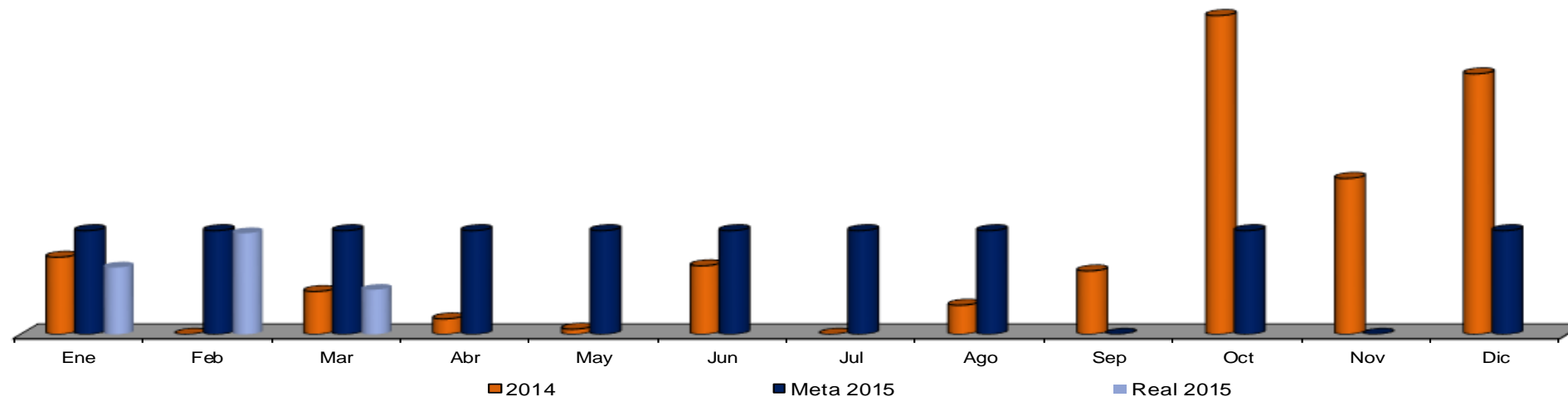
| Años/Meses | Ene | Feb | Mar | Abr | May | Jun | Jul | Ago | Sep | Oct | Nov | Dic | Total | Prom Mensual |
|------------|-----|-----|-----|-----|-----|-----|-----|-----|-----|-----|-----|-----|-------|--------------|
| 2013 | 44 | 0 | 64 | 0 | 0 | 14 | 0 | 0 | 0 | 24 | 0 | 36 | 182 | 15 |
| 2014 | 27 | 4 | 0 | 0 | 52 | 0 | 39 | 35 | 55 | 0 | 33 | 0 | 245 | 20 |
| 2015 | 26 | 40 | 17 | | | | | | | | | | 83 | 28 |



POA

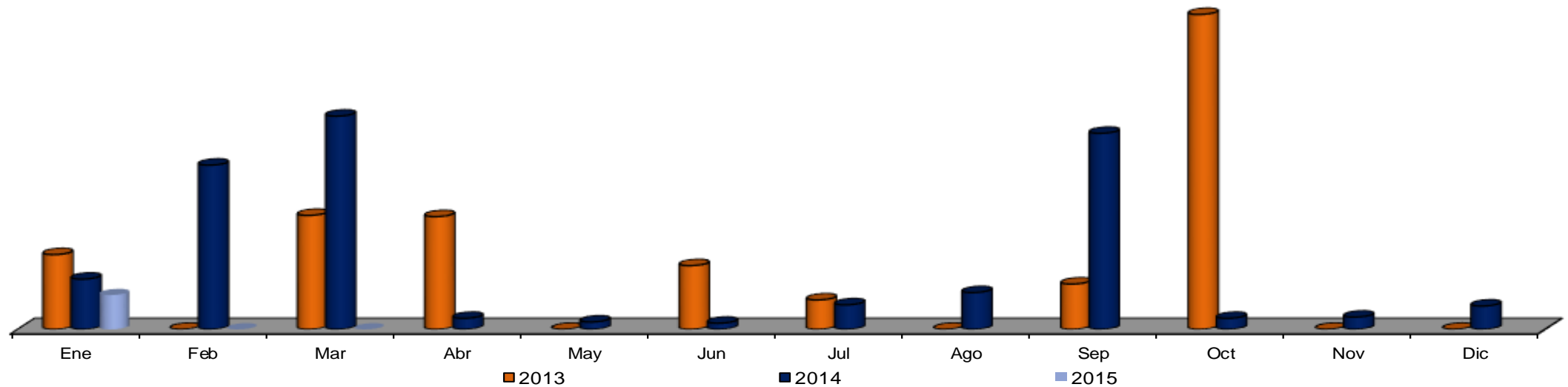
Vialidad segura: Reparación de cordones (M)

| Años/Meses | Ene | Feb | Mar | Abr | May | Jun | Jul | Ago | Sep | Oct | Nov | Dic | Total | Prom Mensual |
|-------------|------|-----|------|-------|-------|-------|-------|-------|----------|-------|----------|-------|-----------|--------------|
| 2014 | 45 | 0 | 25 | 9 | 3 | 40 | 0 | 17 | 37 | 186 | 91 | 152 | 70 | 50 |
| Meta 2015 | 61 | 61 | 61 | 61 | 61 | 61 | 61 | 61 | 0 | 61 | 0 | 61 | 605 | 50 |
| Real 2015 | 39 | 59 | 26 | | | | | | | | | | 124 | 41 |
| Diferencia | -22 | -2 | -35 | -61 | -61 | -61 | -61 | -61 | 0 | -61 | 0 | -61 | -481 | |
| Dif % | -36% | -2% | -57% | -100% | -100% | -100% | -100% | -100% | #¡DIV/0! | -100% | #¡DIV/0! | -100% | | |



**Vialidad segura:
Construcción de cordones (M)**

| Años/Meses | Ene | Feb | Mar | Abr | May | Jun | Jul | Ago | Sep | Oct | Nov | Dic | Total | Prom Mensual |
|------------|-----|-----|-----|-----|-----|-----|-----|-----|-----|-----|-----|-----|-------|--------------|
| 2013 | 61 | 0 | 93 | 92 | 0 | 52 | 24 | 0 | 37 | 257 | 0 | 0 | 616 | 51 |
| 2014 | 41 | 134 | 174 | 9 | 6 | 5 | 20 | 30 | 160 | 9 | 10 | 19 | 617 | 51 |
| 2015 | 28 | 0 | 0 | | | | | | | | | | 28 | 9 |





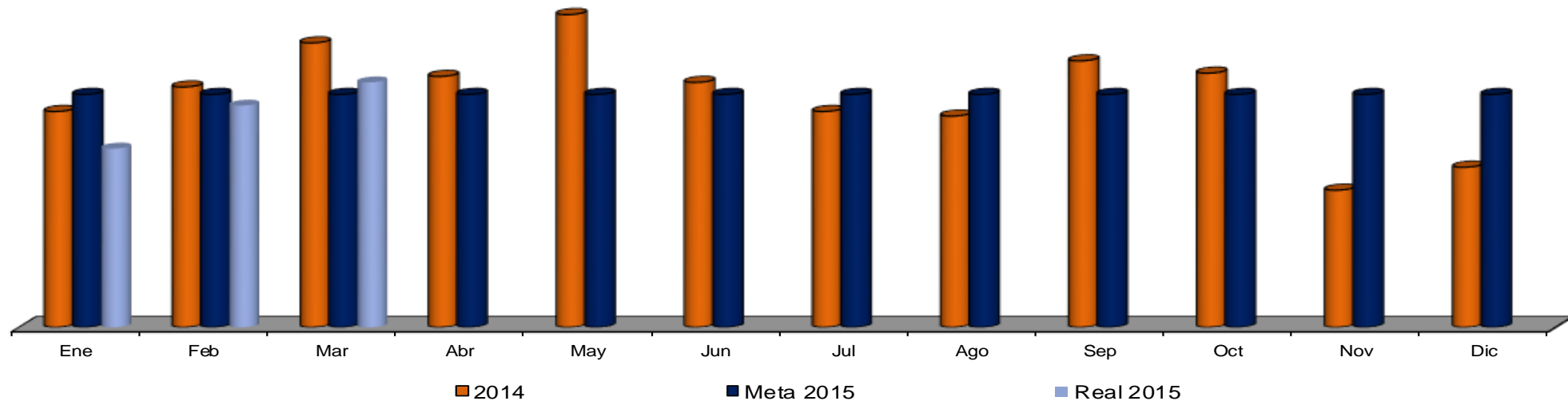
San Pedro Iluminado



POA

**Alumbrado:
Mantenimiento correctivo a luminarias**

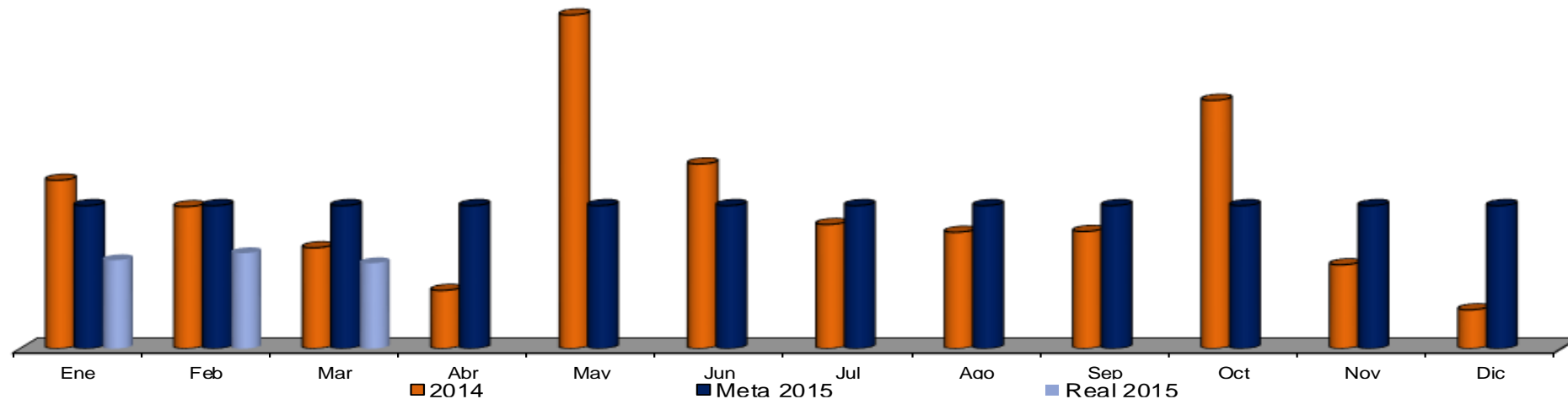
| Años/Meses | Ene | Feb | Mar | Abr | May | Jun | Jul | Ago | Sep | Oct | Nov | Dic | Total | Prom Mensual |
|-------------------|-------|-------|-------|--------|--------|--------|--------|--------|--------|--------|--------|--------|---------------|--------------|
| 2014 | 984 | 1,096 | 1,297 | 1,144 | 1,426 | 1,117 | 984 | 963 | 1,215 | 1,159 | 625 | 730 | 3,377 | 1,040 |
| Meta 2015 | 1,062 | 1,062 | 1,062 | 1,062 | 1,062 | 1,062 | 1,062 | 1,062 | 1,062 | 1,062 | 1,062 | 1,062 | 12,744 | 1,062 |
| Real 2015 | 815 | 1,011 | 1,117 | | | | | | | | | | 2,943 | 981 |
| Diferencia | -247 | -51 | 55 | -1,062 | -1,062 | -1,062 | -1,062 | -1,062 | -1,062 | -1,062 | -1,062 | -1,062 | -9,801 | |
| Dif % | -23% | -5% | 5% | -100% | -100% | -100% | -100% | -100% | -100% | -100% | -100% | -100% | | |



POA

Alumbrado: Mantenimiento preventivo a luminarias

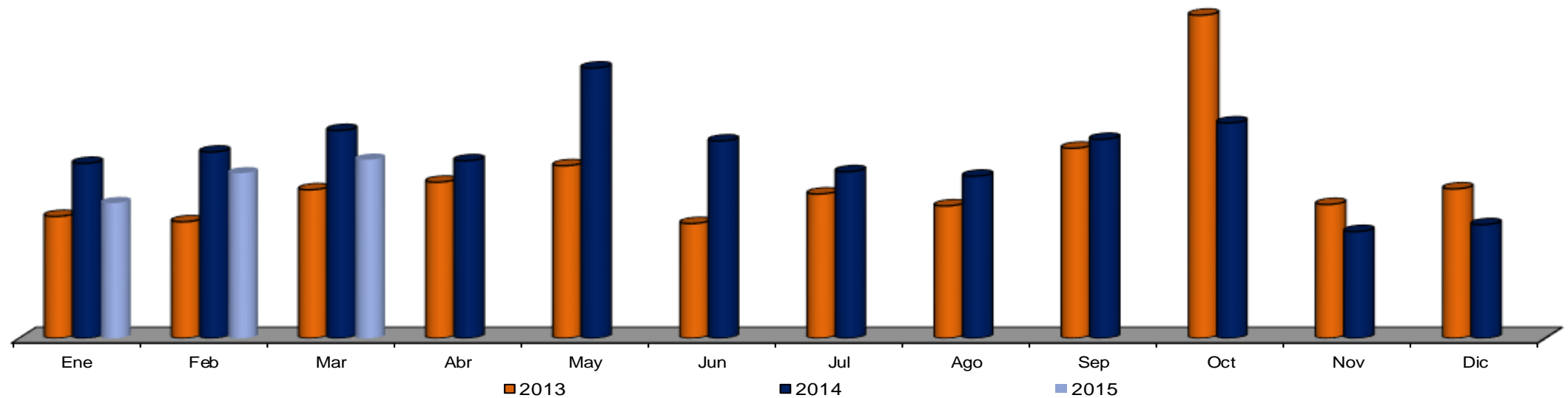
| Años/Meses | Ene | Feb | Mar | Abr | May | Jun | Jul | Ago | Sep | Oct | Nov | Dic | Total | Prom Mensual |
|-------------------|------|------|------|-------|-------|-------|-------|-------|-------|-------|-------|-------|-----------------|--------------|
| 2014 | 217 | 183 | 130 | 75 | 430 | 238 | 160 | 150 | 151 | 320 | 108 | 50 | 530 | 184 |
| Meta 2015 | 184 | 184 | 184 | 184 | 184 | 184 | 184 | 184 | 184 | 184 | 184 | 184 | 2,212 | 184 |
| Real 2015 | 114 | 123 | 110 | | | | | | | | | | 347 | 116 |
| Diferencia | -70 | -61 | -74 | -184 | -184 | -184 | -184 | -184 | -184 | -184 | -184 | -184 | -1864.96 | |
| Dif % | -38% | -33% | -40% | -100% | -100% | -100% | -100% | -100% | -100% | -100% | -100% | -100% | | |



■ NOTA: Este indicador mantiene la forma anterior conjunta para el comparativo 2012

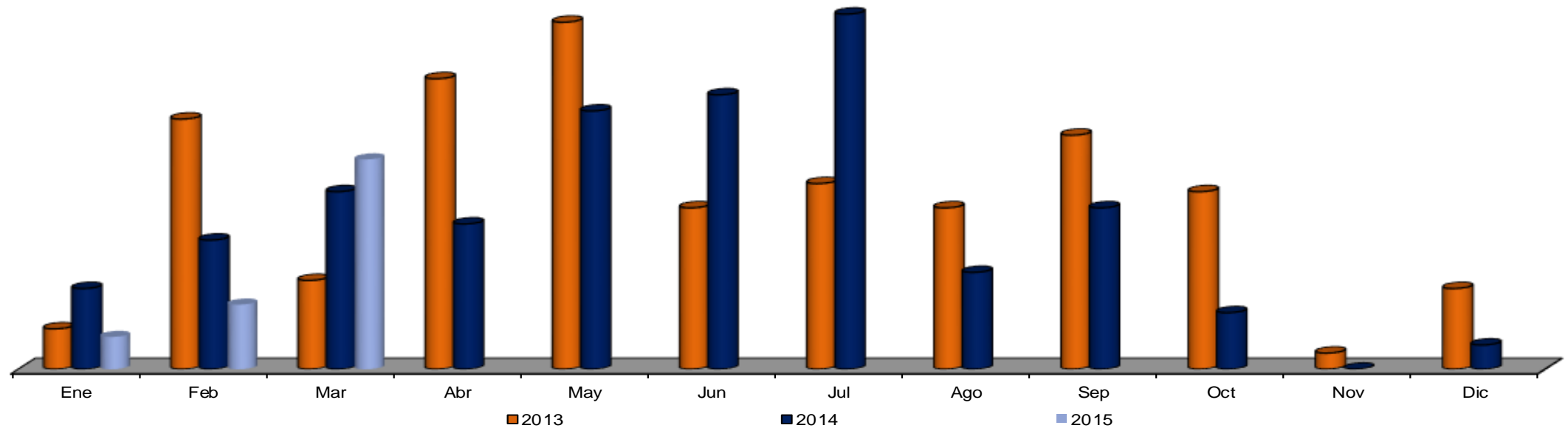
**Alumbrado:
Mantenimiento Preventivo y Correctivo a luminarias**

| Años/Meses | Ene | Feb | Mar | Abr | May | Jun | Jul | Ago | Sep | Oct | Nov | Dic | Total | Prom Mensual |
|------------|-------|-------|-------|-------|-------|-------|-------|-------|-------|-------|-----|-------|--------|--------------|
| 2013 | 837 | 800 | 1,020 | 1,072 | 1,185 | 788 | 991 | 909 | 1,305 | 2,219 | 919 | 1,026 | 13,071 | 1,089 |
| 2014 | 1,201 | 1,279 | 1,427 | 1,219 | 1,856 | 1,355 | 1,144 | 1,113 | 1,366 | 1,479 | 733 | 780 | 14,952 | 1,246 |
| 2015 | 929 | 1,134 | 1,227 | | | | | | | | | | 3,290 | 1,097 |



**Alumbrado:
Instalación de luminarias rehabilitadas (Pza.)**

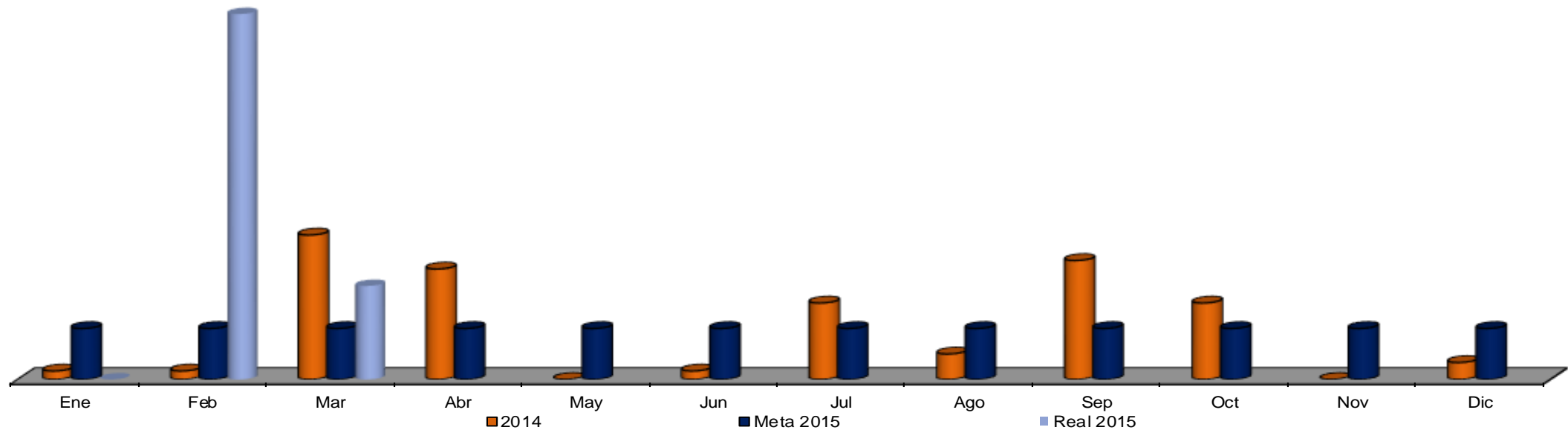
| Años/Meses | Ene | Feb | Mar | Abr | May | Jun | Jul | Ago | Sep | Oct | Nov | Dic | Total | Prom Mensual |
|------------|-----|-----|-----|-----|-----|-----|-----|-----|-----|-----|-----|-----|------------|--------------|
| 2013 | 5 | 31 | 11 | 36 | 43 | 20 | 23 | 20 | 29 | 22 | 2 | 10 | 252 | 21 |
| 2014 | 10 | 16 | 22 | 18 | 32 | 34 | 44 | 12 | 20 | 7 | 0 | 3 | 218 | 18 |
| 2015 | 4 | 8 | 26 | | | | | | | | | | 38 | 13 |



POA

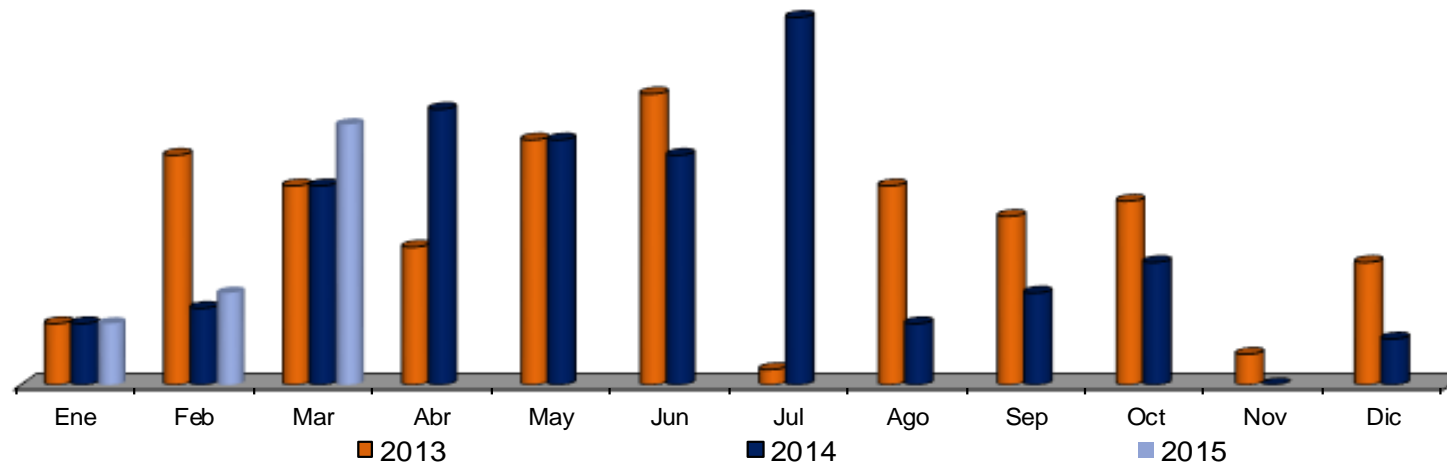
Alumbrado: Reposición de arbotantes (nuevos) (Pza.)

| Años/Meses | Ene | Feb | Mar | Abr | May | Jun | Jul | Ago | Sep | Oct | Nov | Dic | Total | Prom Mensual |
|------------|-------|------|-----|-------|-------|-------|-------|-------|-------|-------|-------|-------|-------|--------------|
| 2014 | 1 | 1 | 17 | 13 | 0 | 1 | 9 | 3 | 14 | 9 | 0 | 2 | 19 | 6 |
| Meta 2015 | 6 | 6 | 6 | 6 | 6 | 6 | 6 | 6 | 6 | 6 | 6 | 6 | 72 | 6 |
| Real 2015 | 0 | 43 | 11 | | | | | | | | | | 54 | 18 |
| Diferencia | -6 | 37 | 5 | -6 | -6 | -6 | -6 | -6 | -6 | -6 | -6 | -6 | | |
| Dif % | -100% | 617% | 83% | -100% | -100% | -100% | -100% | -100% | -100% | -100% | -100% | -100% | | |



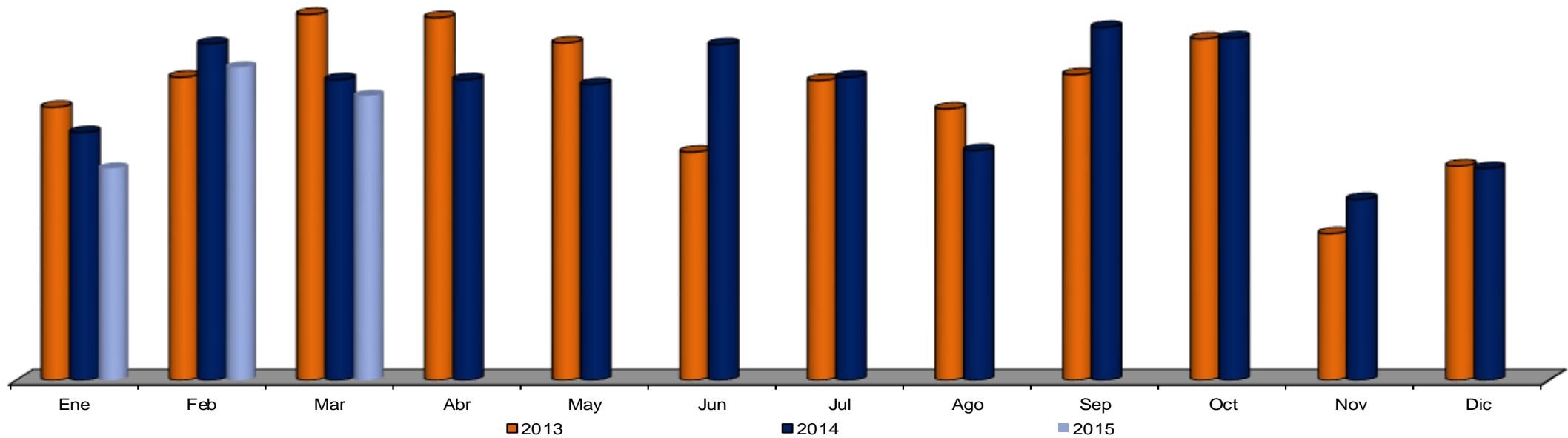
**Alumbrado:
Rehabilitación de arbotantes (Pza.)**

| Años/Meses | Ene | Feb | Mar | Abr | May | Jun | Jul | Ago | Sep | Oct | Nov | Dic | Total | Prom Mensual |
|------------|-----|-----|-----|-----|-----|-----|-----|-----|-----|-----|-----|-----|-------|--------------|
| 2013 | 4 | 15 | 13 | 9 | 16 | 19 | 1 | 13 | 11 | 12 | 2 | 8 | 123 | 10 |
| 2014 | 4 | 5 | 13 | 18 | 16 | 15 | 24 | 4 | 6 | 8 | 0 | 3 | 116 | 10 |
| 2015 | 4 | 6 | 17 | | | | | | | | | | 27 | 9 |



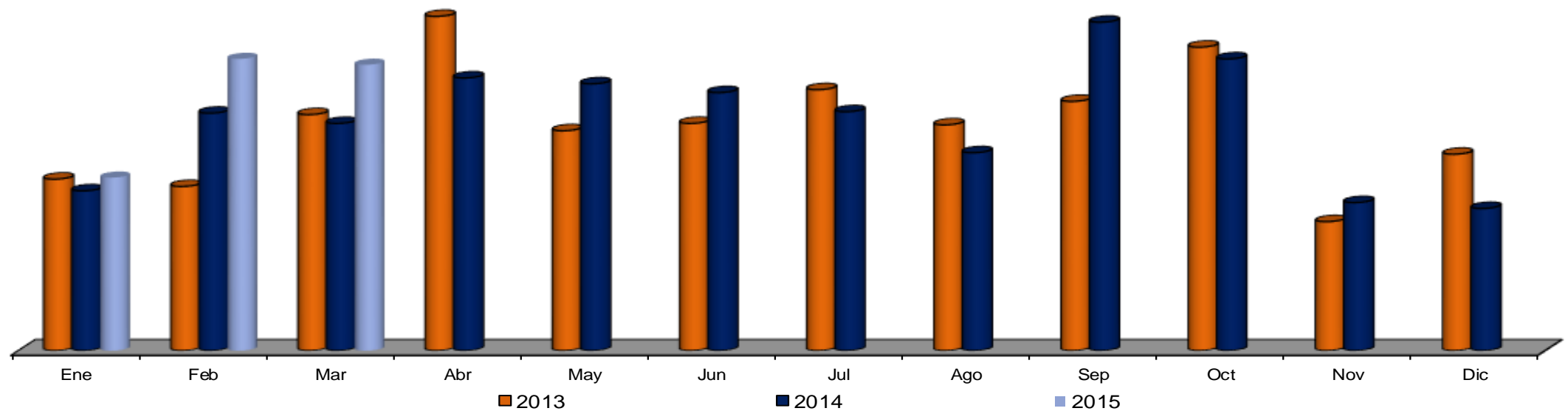
**Alumbrado:
Cambio de focos (Pza.)**

| Años/Meses | Ene | Feb | Mar | Abr | May | Jun | Jul | Ago | Sep | Oct | Nov | Dic | Total | Prom Mensual |
|------------|-----|-----|-----|-----|-----|-----|-----|-----|-----|-----|-----|-----|--------------|--------------|
| 2013 | 335 | 372 | 449 | 445 | 414 | 280 | 368 | 333 | 375 | 419 | 180 | 263 | 4,233 | 353 |
| 2014 | 304 | 413 | 369 | 369 | 363 | 412 | 372 | 282 | 433 | 420 | 222 | 260 | 4,219 | 352 |
| 2015 | 260 | 384 | 349 | | | | | | | | | | 993 | 331 |



**Alumbrado:
Cambio de balastro (Pza.)**

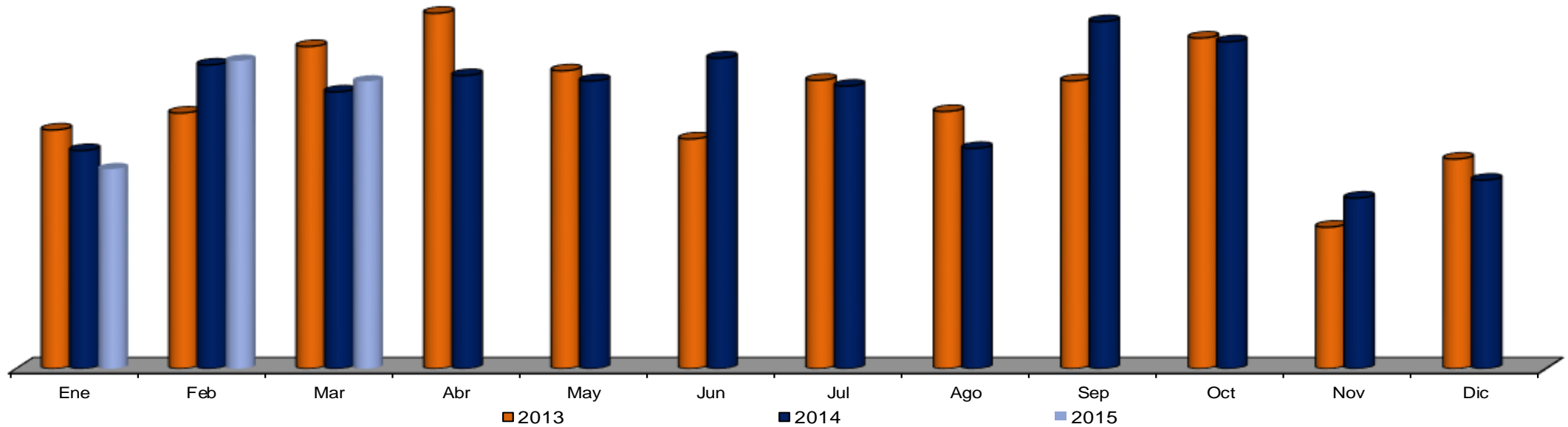
| Años/Meses | Ene | Feb | Mar | Abr | May | Jun | Jul | Ago | Sep | Oct | Nov | Dic | Total | Prom Mensual |
|------------|-----|-----|-----|-----|-----|-----|-----|-----|-----|-----|-----|-----|-------|--------------|
| 2013 | 117 | 112 | 161 | 228 | 150 | 155 | 178 | 154 | 170 | 207 | 88 | 134 | 1,854 | 155 |
| 2014 | 109 | 162 | 155 | 186 | 182 | 176 | 163 | 135 | 224 | 199 | 101 | 97 | 1,889 | 157 |
| 2015 | 118 | 199 | 195 | | | | | | | | | | 512 | 171 |



■ NOTA: Este indicador mantiene la forma anterior conjunta para el comparativo 2012

**Alumbrado:
Cambio de focos y Balastos (Pza.)**

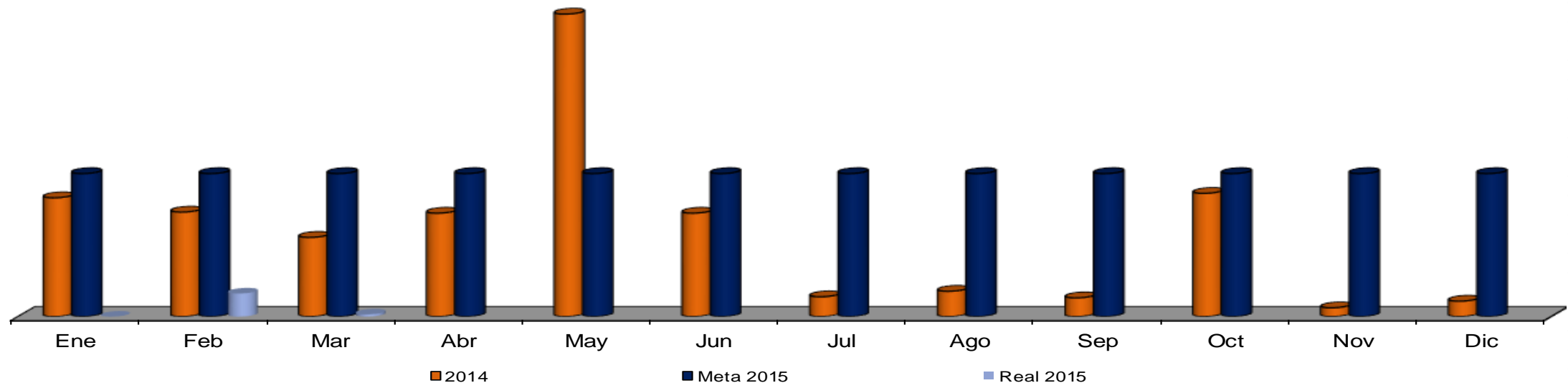
| Años/Meses | Ene | Feb | Mar | Abr | May | Jun | Jul | Ago | Sep | Oct | Nov | Dic | Total | Prom Mensual |
|------------|-----|-----|-----|-----|-----|-----|-----|-----|-----|-----|-----|-----|--------------|--------------|
| 2013 | 452 | 484 | 610 | 673 | 564 | 435 | 546 | 487 | 545 | 626 | 268 | 397 | 6,087 | 507 |
| 2014 | 413 | 575 | 524 | 555 | 545 | 588 | 535 | 417 | 657 | 619 | 323 | 357 | 6,108 | 509 |
| 2015 | 378 | 583 | 544 | | | | | | | | | | 1,505 | 502 |



POA

Alumbrado: Pintura de arbotantes (Pza.)

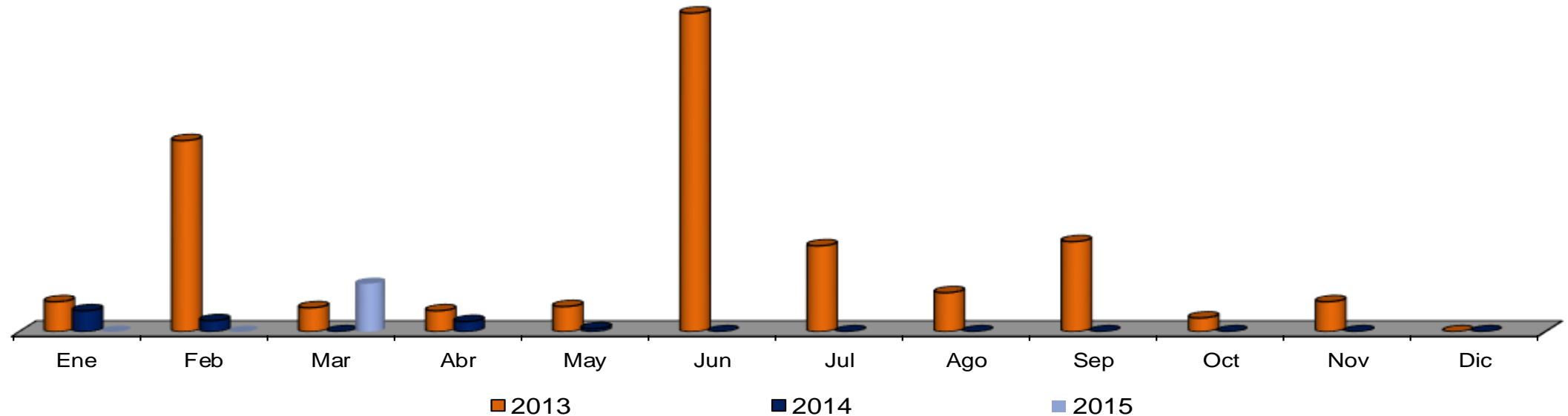
| Años/Meses | Ene | Feb | Mar | Abr | May | Jun | Jul | Ago | Sep | Oct | Nov | Dic | Total | Prom Mensual |
|------------|-------|------|------|-------|-------|-------|-------|-------|-------|-------|-------|-------|-------|--------------|
| 2014 | 108 | 95 | 72 | 94 | 275 | 94 | 18 | 23 | 17 | 112 | 8 | 14 | 275 | 78 |
| Meta 2015 | 130 | 130 | 130 | 130 | 130 | 130 | 130 | 130 | 130 | 130 | 130 | 130 | 1,560 | 130 |
| Real 2015 | 0 | 21 | 2 | | | | | | | | | | 23 | 8 |
| Diferencia | -130 | -109 | -128 | -130 | -130 | -130 | -130 | -130 | -130 | -130 | -130 | -130 | -1537 | |
| Dif % | -100% | -84% | -98% | -100% | -100% | -100% | -100% | -100% | -100% | -100% | -100% | -100% | | |



**Alumbrado:
Cambio de cableado por robo (M)**

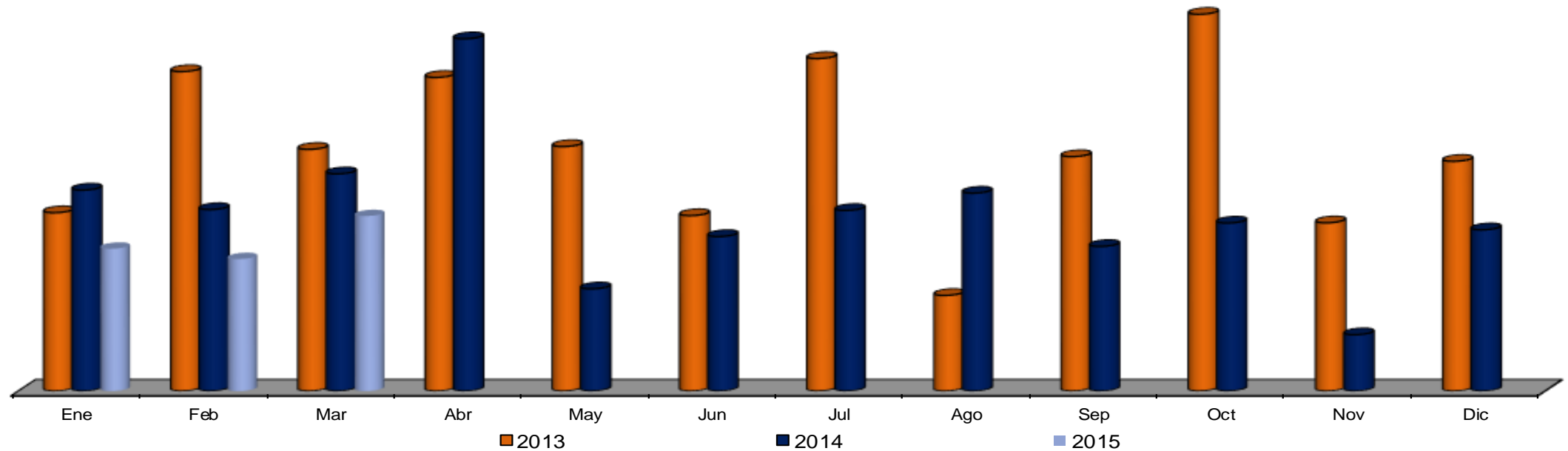
NOTA: El tipo de cable con el que se repone el robo cubre el doble de distancia (Aluminio 2+1)

| Años/Meses | Ene | Feb | Mar | Abr | May | Jun | Jul | Ago | Sep | Oct | Nov | Dic | Total | Prom Mensual |
|------------|-----|-----|-----|-----|-----|-------|-----|-----|-----|-----|-----|-----|---------------|--------------|
| 2013 | 100 | 636 | 80 | 70 | 84 | 1,060 | 286 | 130 | 300 | 46 | 100 | 0 | 37,804 | 3,150 |
| 2014 | 70 | 37 | 0 | 34 | 10 | 0 | 0 | 0 | 0 | 0 | 0 | 0 | 151 | 13 |
| 2015 | 0 | 0 | 160 | | | | | | | | | | 160 | 53 |



Alumbrado:
Cambio de cableado de cobre por mantenimiento (M)

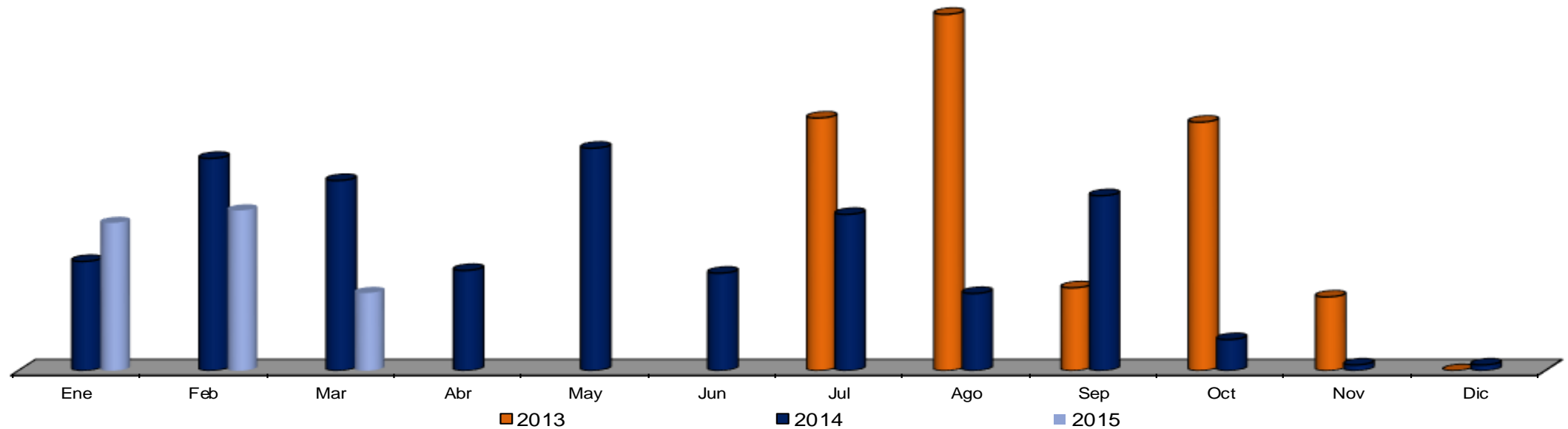
| Años/Meses | Ene | Feb | Mar | Abr | May | Jun | Jul | Ago | Sep | Oct | Nov | Dic | Total | Prom Mensual |
|------------|-------|-------|-------|-------|-------|-------|-------|-------|-------|-------|-------|-------|---------------|--------------|
| 2013 | 1,656 | 2,966 | 2,244 | 2,912 | 2,270 | 1,629 | 3,087 | 888 | 2,177 | 3,498 | 1,562 | 2,133 | 27,022 | 2,252 |
| 2014 | 1,866 | 1,685 | 2,017 | 3,271 | 949 | 1,435 | 1,677 | 1,838 | 1,343 | 1,560 | 523 | 1,497 | 19,661 | 1,638 |
| 2015 | 1,322 | 1,226 | 1,625 | | | | | | | | | | 4,173 | 1,391 |



**Alumbrado:
Cambio de cableado de aluminio 2+1 por mantenimiento (M)**

NOTA: El tipo de cable aluminio se empezó a utilizar en jul 2014

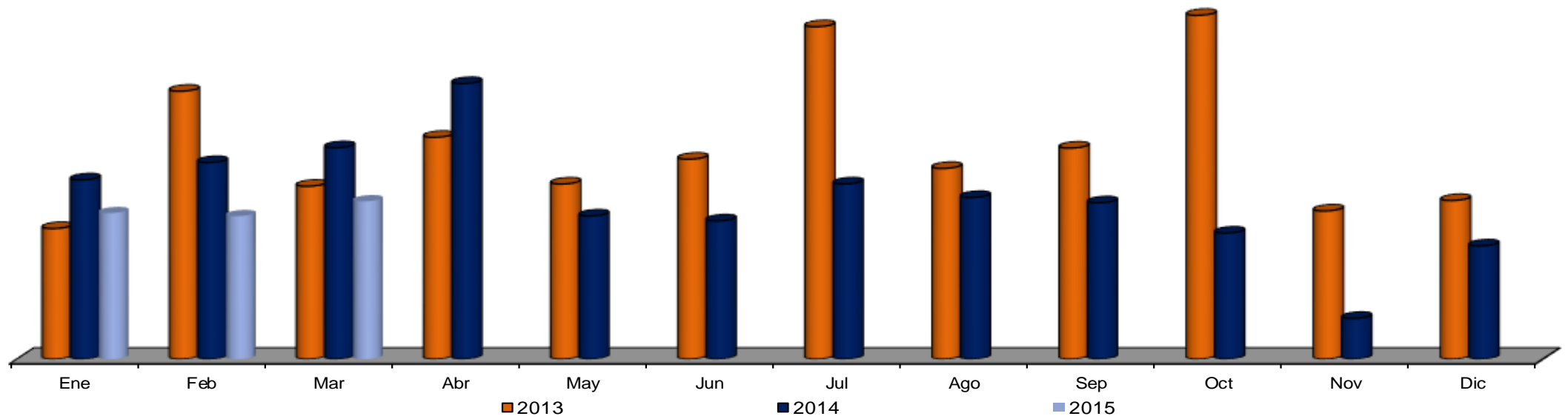
| Años/Meses | Ene | Feb | Mar | Abr | May | Jun | Jul | Ago | Sep | Oct | Nov | Dic | Total | Prom Mensual |
|------------|-----|-----|-----|-----|-----|-----|-------|-------|-----|-------|-----|-----|-------|--------------|
| 2013 | | | | | | | 1,096 | 1,546 | 360 | 1,078 | 320 | 0 | 4,400 | 733 |
| 2014 | 474 | 921 | 825 | 435 | 965 | 423 | 678 | 335 | 759 | 135 | 25 | 25 | 6,000 | 500 |
| 2015 | 641 | 695 | 337 | | | | | | | | | | 1,673 | 558 |



■ NOTA: Este indicador mantiene la forma anterior conjunta para el comparativo 2012

**Alumbrado:
Total de cable utilizado (M)**

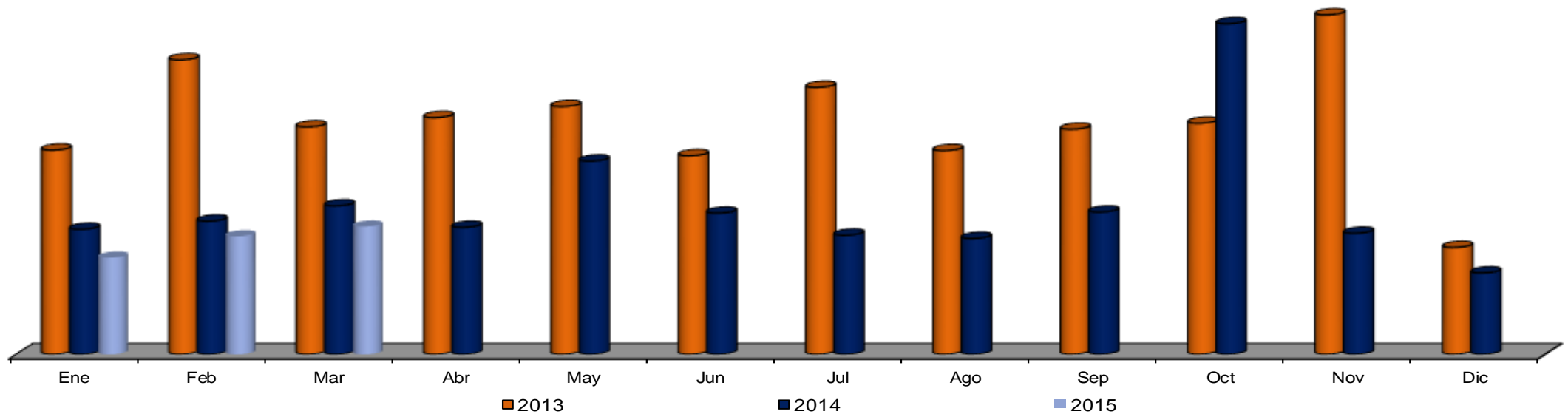
| Años/Meses | Ene | Feb | Mar | Abr | May | Jun | Jul | Ago | Sep | Oct | Nov | Dic | Total | Prom Mensual |
|------------|-------|-------|-------|-------|-------|-------|-------|-------|-------|-------|-------|-------|---------------|--------------|
| 2013 | 1,756 | 3,602 | 2,324 | 2,982 | 2,354 | 2,688 | 4,469 | 2,564 | 2,837 | 4,622 | 1,992 | 2,133 | 37,804 | 2,860 |
| 2014 | 2,410 | 2,643 | 2,842 | 3,706 | 1,924 | 1,858 | 2,355 | 2,173 | 2,102 | 1,695 | 548 | 1,522 | 25,778 | 2,148 |
| 2015 | 1,963 | 1,922 | 2,122 | | | | | | | | | | 6,007 | 2,002 |



Alumbrado: Total de servicios

(Trabajos sin material, trabajos con material, trabajos Internos con material y trabajos Internos sin material)

| Años/Meses | Ene | Feb | Mar | Abr | May | Jun | Jul | Ago | Sep | Oct | Nov | Dic | Total | Prom Mensual |
|------------|-------|-------|-------|-------|-------|-------|-------|-------|-------|-------|-------|-------|---------------|--------------|
| 2013 | 1,961 | 2,827 | 2,184 | 2,274 | 2,380 | 1,907 | 2,563 | 1,956 | 2,161 | 2,219 | 3,260 | 1,026 | 26,718 | 2,227 |
| 2014 | 1,201 | 1,279 | 1,426 | 1,219 | 1,856 | 1,355 | 1,144 | 1,113 | 1,366 | 3,175 | 1,162 | 782 | 17,078 | 1,423 |
| 2015 | 929 | 1,134 | 1,227 | | | | | | | | | | 3,290 | 1,097 |





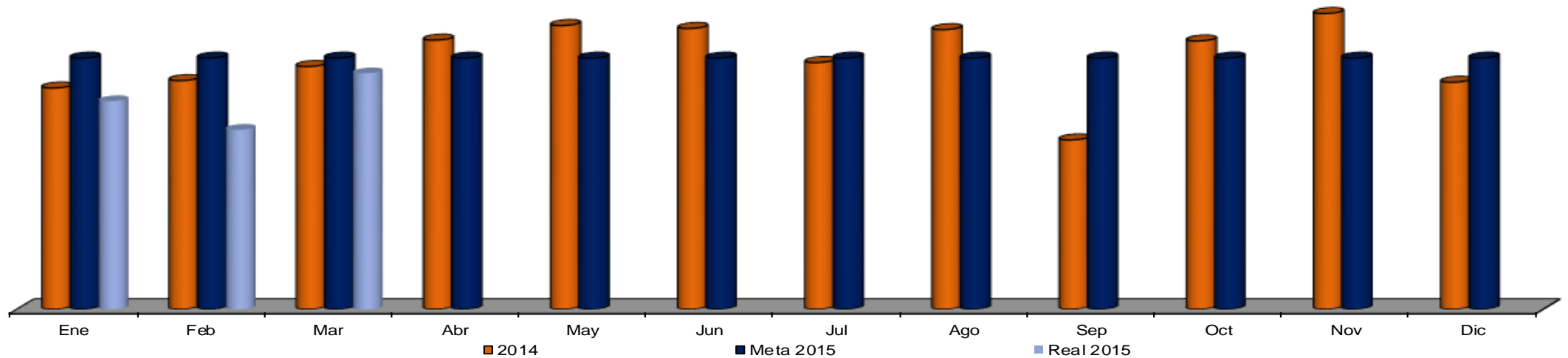
Limpia



POA

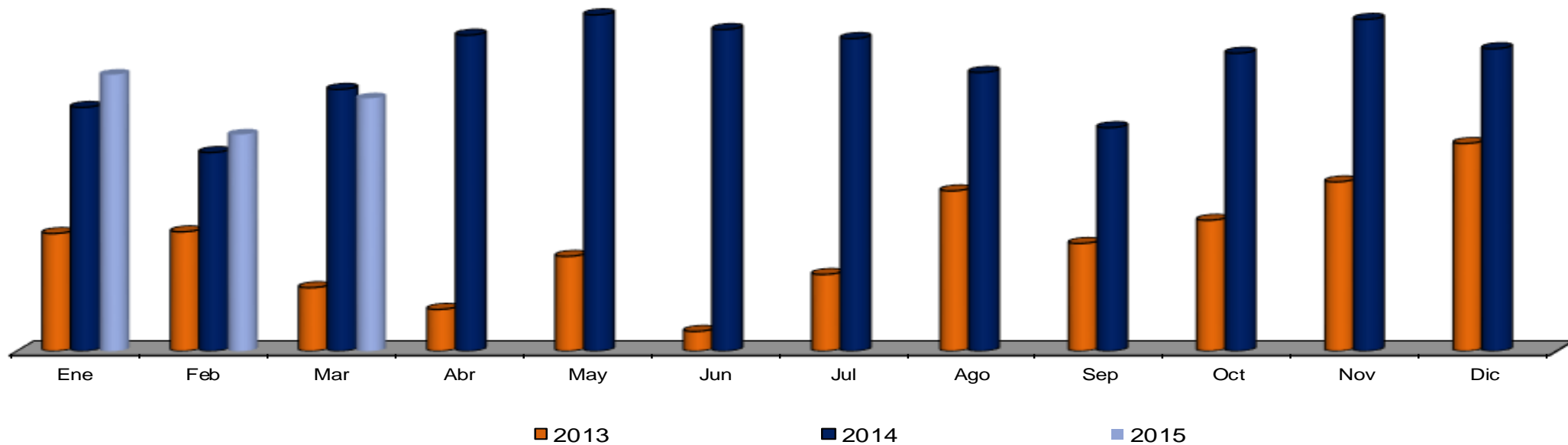
Limpia: Barrido mecánico (Km)

| Años/Meses | Ene | Feb | Mar | Abr | May | Jun | Jul | Ago | Sep | Oct | Nov | Dic | Total | Prom Mensual |
|------------|-------|-------|-------|--------|--------|--------|--------|--------|--------|--------|--------|--------|---------|--------------|
| 2014 | 2,260 | 2,336 | 2,480 | 2,749 | 2,898 | 2,868 | 2,520 | 2,856 | 1,730 | 2,740 | 3,021 | 2,319 | 7,076 | 2,565 |
| Meta 2015 | 2,565 | 2,565 | 2,565 | 2,565 | 2,565 | 2,565 | 2,565 | 2,565 | 2,565 | 2,565 | 2,565 | 2,565 | 30,780 | 2,565 |
| Real 2015 | 2,126 | 1,834 | 2,410 | | | | | | | | | | 6,370 | 2,123 |
| Diferencia | -439 | -731 | -155 | -2,565 | -2,565 | -2,565 | -2,565 | -2,565 | -2,565 | -2,565 | -2,565 | -2,565 | -24,410 | |
| Dif% | -17% | -28% | -6% | -100% | -100% | -100% | -100% | -100% | -100% | -100% | -100% | -100% | | |



Limpia:
Producto de barrido mecánico (Ton.)

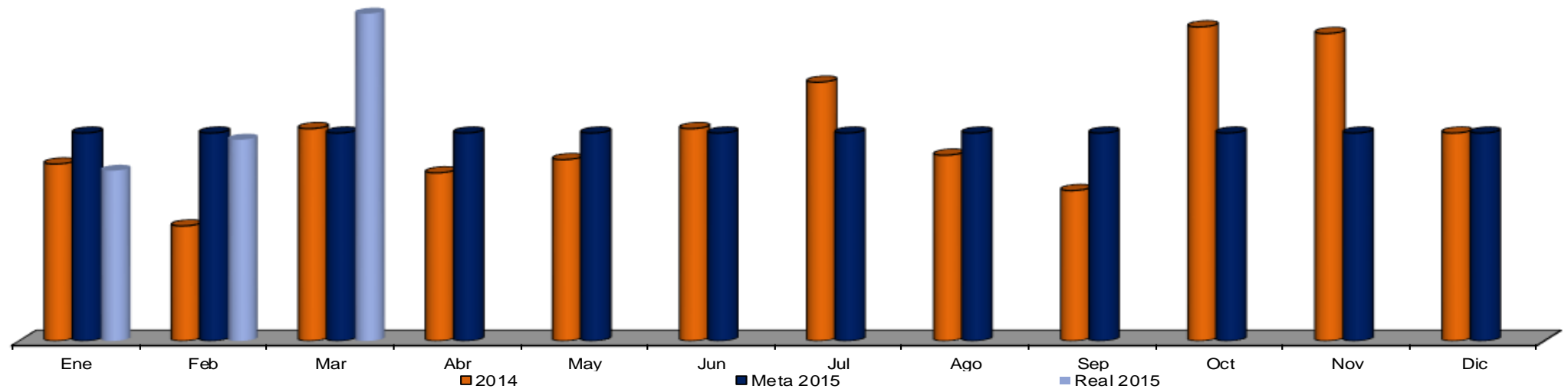
| Años/Meses | Ene | Feb | Mar | Abr | May | Jun | Jul | Ago | Sep | Oct | Nov | Dic | Total | Prom Mensual |
|------------|-----|-----|-----|-----|-----|-----|-----|-----|-----|-----|-----|-----|--------------|--------------|
| 2013 | 104 | 106 | 56 | 37 | 84 | 18 | 68 | 142 | 95 | 116 | 150 | 184 | 1,160 | 97 |
| 2014 | 216 | 176 | 232 | 280 | 298 | 285 | 277 | 247 | 198 | 264 | 294 | 268 | 3,035 | 253 |
| 2015 | 245 | 192 | 224 | | | | | | | | | | 661 | 220 |



POA

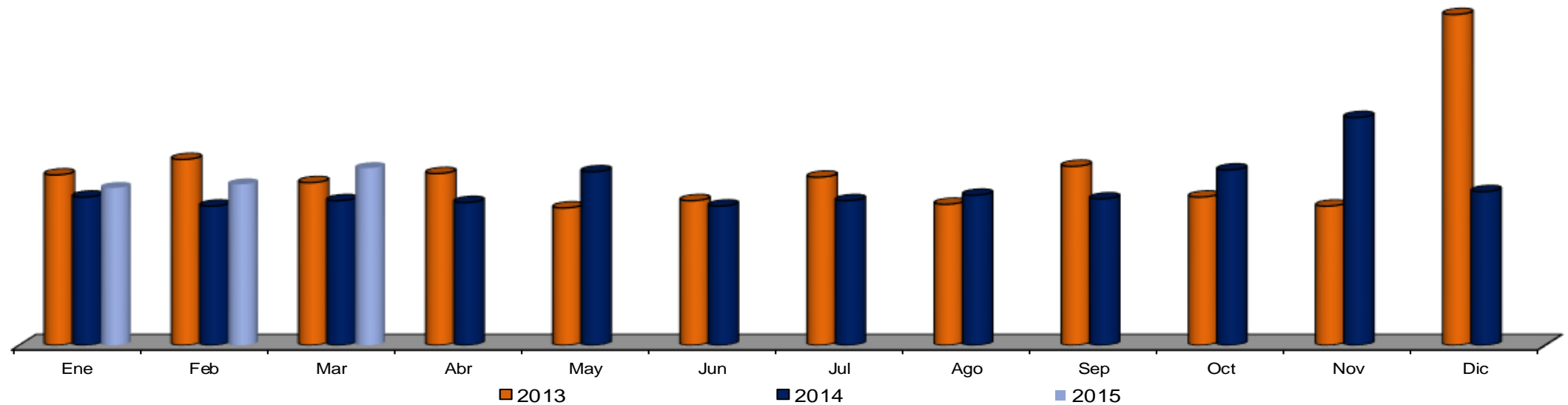
Limpia: Barrido manual (Km)

| Años/Meses | Ene | Feb | Mar | Abr | May | Jun | Jul | Ago | Sep | Oct | Nov | Dic | Total | Prom Mensual |
|-------------------|-----|-----|-----|-------|-------|-------|-------|-------|-------|-------|-------|-------|--------------|--------------|
| 2014 | 580 | 552 | 596 | 576 | 582 | 596 | 617 | 584 | 568 | 642 | 639 | 594 | 1,728 | 594 |
| Meta 2015 | 594 | 594 | 594 | 594 | 594 | 594 | 594 | 594 | 594 | 594 | 594 | 594 | 7,128 | 594 |
| Real 2015 | 577 | 591 | 648 | | | | | | | | | | 1,816 | 605 |
| Diferencia | -17 | -3 | 54 | -594 | -594 | -594 | -594 | -594 | -594 | -594 | -594 | -594 | -5312 | |
| Dif % | -3% | -1% | 9% | -100% | -100% | -100% | -100% | -100% | -100% | -100% | -100% | -100% | | |



Limpia:
Producto barrido manual (Ton.)

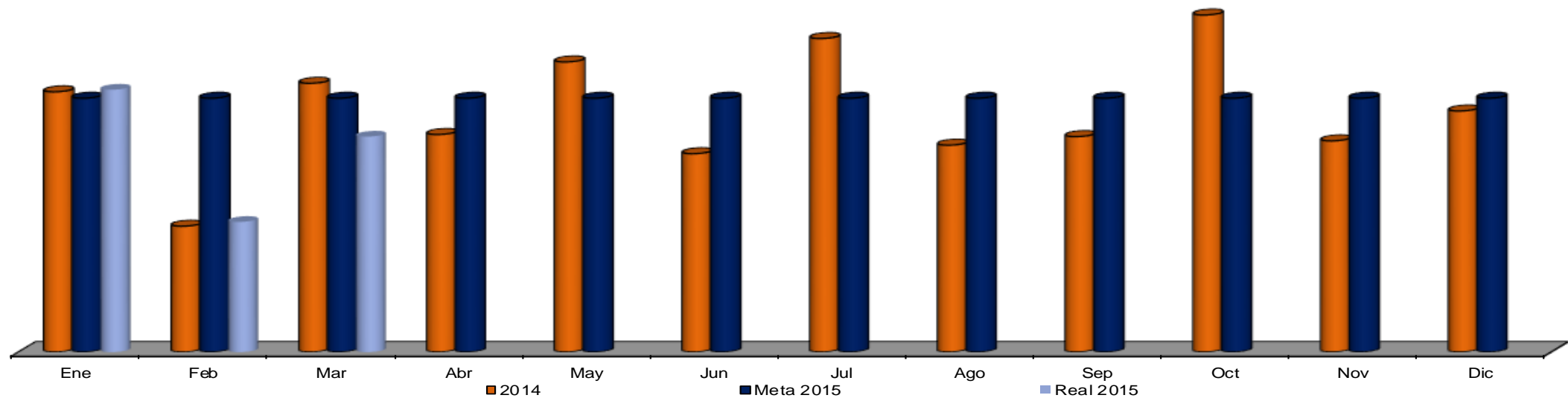
| Años/Meses | Ene | Feb | Mar | Abr | May | Jun | Jul | Ago | Sep | Oct | Nov | Dic | Total | Prom Mensual |
|------------|-----|-----|-----|-----|-----|-----|-----|-----|-----|-----|-----|-----|--------------|--------------|
| 2013 | 94 | 103 | 90 | 95 | 76 | 80 | 93 | 78 | 99 | 82 | 77 | 183 | 1,150 | 96 |
| 2014 | 82 | 77 | 80 | 79 | 96 | 77 | 80 | 83 | 81 | 97 | 126 | 85 | 1,043 | 87 |
| 2015 | 87 | 89 | 98 | | | | | | | | | | 274 | 91 |



POA

Limpia:
Pepeña (Km)

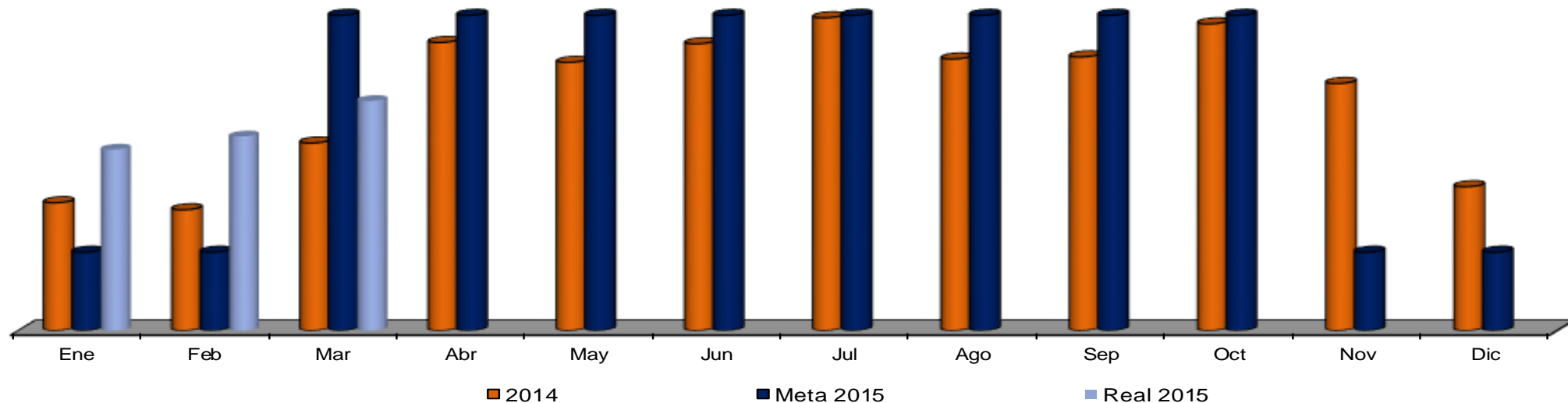
| Años/Meses | Ene | Feb | Mar | Abr | May | Jun | Jul | Ago | Sep | Oct | Nov | Dic | Total | Prom Mensual |
|-------------|-----|-----|-----|-------|-------|-------|-------|-------|-------|-------|-------|-------|--------------|--------------|
| 2014 | 682 | 619 | 686 | 662 | 696 | 653 | 707 | 657 | 661 | 718 | 659 | 673 | 1,987 | 673 |
| Meta 2015 | 679 | 679 | 679 | 679 | 679 | 679 | 679 | 679 | 679 | 679 | 679 | 679 | 8,148 | 679 |
| Real 2015 | 683 | 621 | 661 | | | | | | | | | | 1,965 | 655 |
| Diferencia | 4 | -58 | -18 | -679 | -679 | -679 | -679 | -679 | -679 | -679 | -679 | -679 | -6183 | |
| Dif % | 1% | -9% | -3% | -100% | -100% | -100% | -100% | -100% | -100% | -100% | -100% | -100% | | |



POA

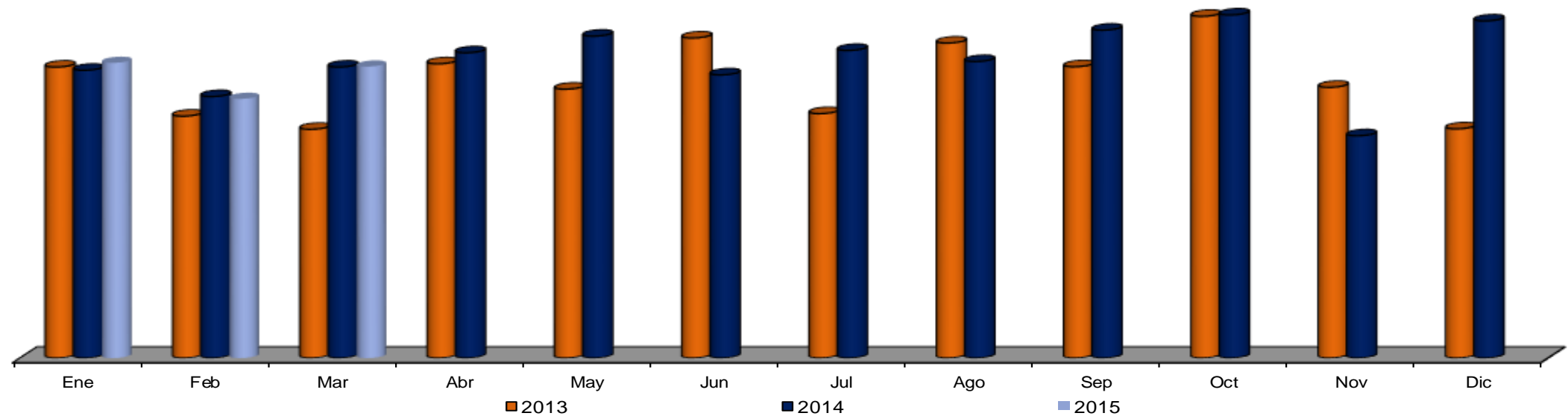
Limpia:
Limpieza de áreas de banqueta M². (deshierbe)

| Años/Meses | Ene | Feb | Mar | Abr | May | Jun | Jul | Ago | Sep | Oct | Nov | Dic | Total | Prom Mensual |
|-------------------|---------|---------|---------|----------|----------|----------|----------|----------|----------|----------|---------|---------|-------------------|----------------|
| 2014 | 129,000 | 121,950 | 189,300 | 290,700 | 270,650 | 289,400 | 315,650 | 274,100 | 276,200 | 309,500 | 249,400 | 145,200 | 440,250 | 238,421 |
| Meta 2015 | 79,068 | 79,068 | 318,097 | 318,097 | 318,097 | 318,097 | 318,097 | 318,097 | 318,097 | 318,097 | 79,068 | 79,068 | 2,861,050 | 238,421 |
| Real 2015 | 182,650 | 195,900 | 231,700 | | | | | | | | | | 610,250 | 203,417 |
| Diferencia | 103,582 | 116,832 | -86,397 | -318,097 | -318,097 | -318,097 | -318,097 | -318,097 | -318,097 | -318,097 | -79,068 | -79,068 | -2,250,800 | |
| Dif % | 131% | 148% | -27% | -100% | -100% | -100% | -100% | -100% | -100% | -100% | -100% | -100% | | |



**Limpia:
Recolección de basura vegetal domiciliar (Ton.)**

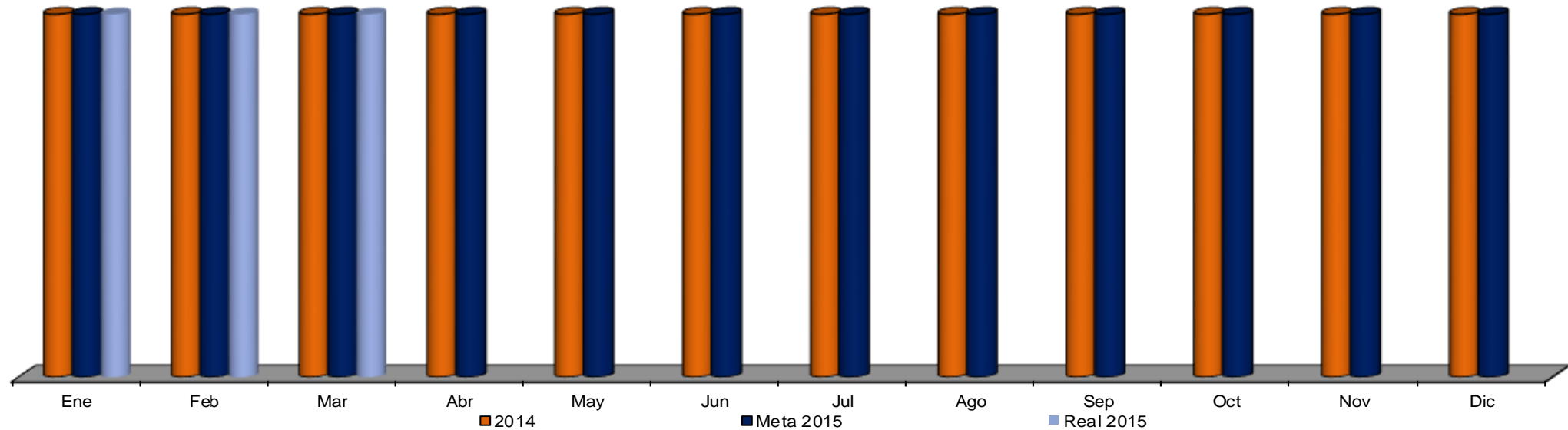
| Años/Meses | Ene | Feb | Mar | Abr | May | Jun | Jul | Ago | Sep | Oct | Nov | Dic | Total | Prom Mensual |
|------------|-----|-----|-----|-----|-----|-----|-----|-----|-----|-----|-----|-----|-------|--------------|
| 2013 | 631 | 525 | 496 | 638 | 583 | 694 | 530 | 683 | 632 | 741 | 587 | 497 | 7,236 | 603 |
| 2014 | 624 | 567 | 631 | 662 | 698 | 614 | 667 | 643 | 711 | 744 | 482 | 731 | 7,774 | 648 |
| 2015 | 640 | 562 | 632 | | | | | | | | | | 1,834 | 611 |



POA

Limpia: Recolección de basura vegetal domiciliar (Visitas a colonias.)

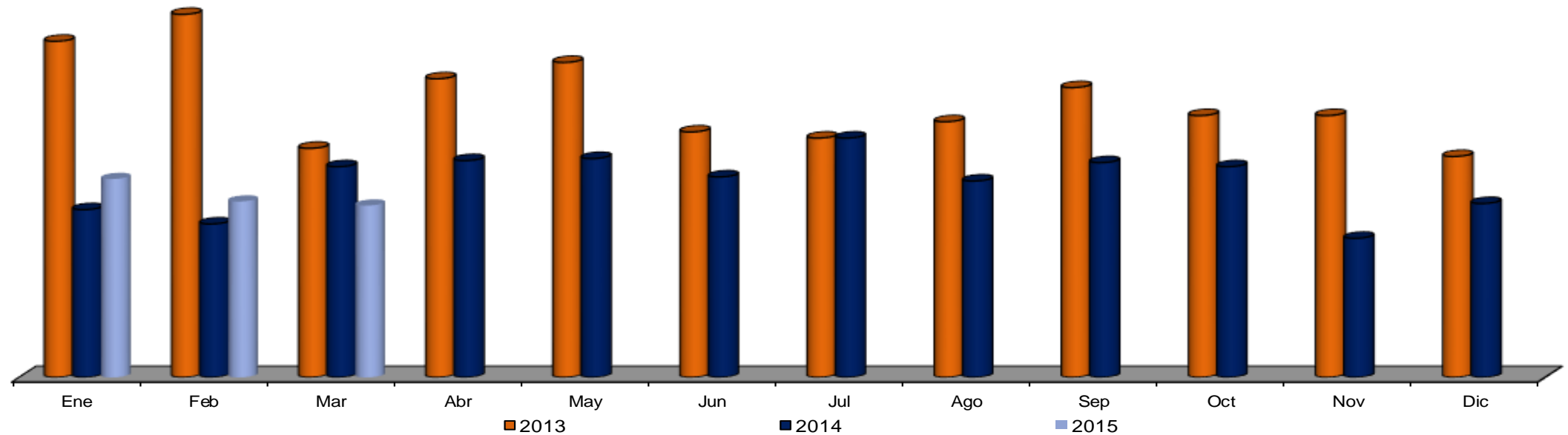
| Años/Meses | Ene | Feb | Mar | Abr | May | Jun | Jul | Ago | Sep | Oct | Nov | Dic | Total | Prom Mensual |
|-------------|-----|-----|-----|-----|-----|-----|-----|-----|-----|-----|-----|-----|--------------|--------------|
| 2014 | 648 | 648 | 648 | 648 | 648 | 648 | 648 | 648 | 648 | 648 | 648 | 648 | 1,296 | 648 |
| Meta 2015 | 648 | 648 | 648 | 648 | 648 | 648 | 648 | 648 | 648 | 648 | 648 | 648 | 7,776 | 648 |
| Real 2015 | 648 | 648 | 648 | | | | | | | | | | 1,944 | 648 |



■ NOTA: Se visitan 4 veces por mes a 162 colonias

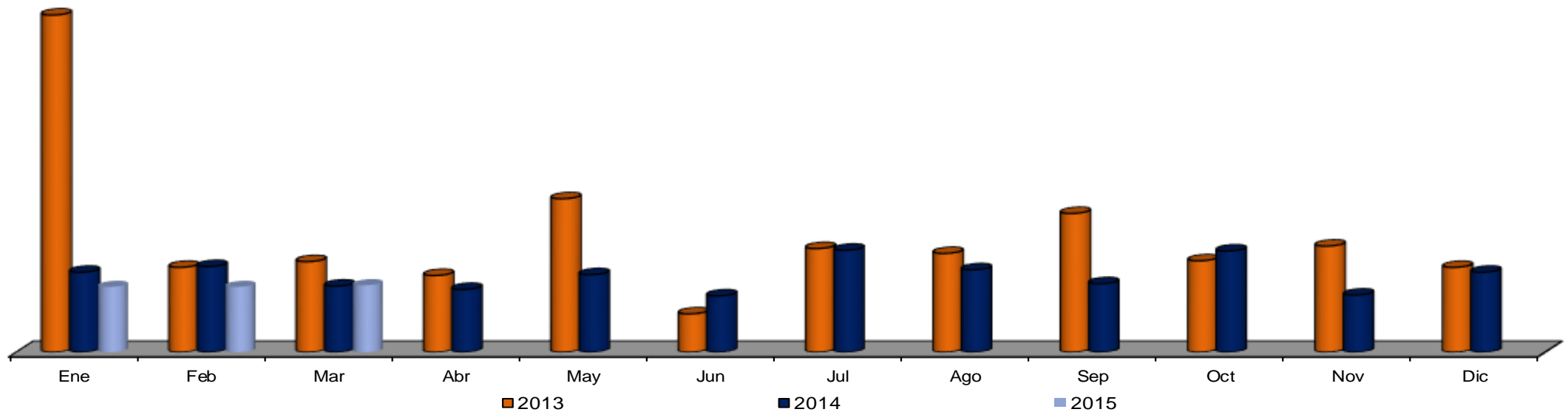
**Limpia:
Descacharrización (Ton.)**

| Años/Meses | Ene | Feb | Mar | Abr | May | Jun | Jul | Ago | Sep | Oct | Nov | Dic | Total | Prom Mensual |
|------------|-----|-----|-----|-----|-----|-----|-----|-----|-----|-----|-----|-----|-------|--------------|
| 2013 | 164 | 178 | 112 | 146 | 154 | 120 | 117 | 125 | 142 | 128 | 128 | 108 | 1,622 | 135 |
| 2014 | 82 | 75 | 103 | 106 | 107 | 98 | 117 | 96 | 105 | 103 | 68 | 85 | 1,145 | 95 |
| 2015 | 97 | 86 | 84 | | | | | | | | | | 267 | 89 |



**Limpia:
Retiro de llantas (Pza.)**

| Años/Meses | Ene | Feb | Mar | Abr | May | Jun | Jul | Ago | Sep | Oct | Nov | Dic | Total | Prom Mensual |
|------------|-----|-----|-----|-----|-----|-----|-----|-----|-----|-----|-----|-----|-------|--------------|
| 2013 | 413 | 104 | 111 | 94 | 188 | 47 | 127 | 121 | 170 | 112 | 130 | 104 | 1,721 | 143 |
| 2014 | 98 | 105 | 81 | 77 | 95 | 69 | 125 | 101 | 84 | 124 | 70 | 98 | 1,127 | 94 |
| 2015 | 80 | 80 | 82 | | | | | | | | | | 242 | 81 |



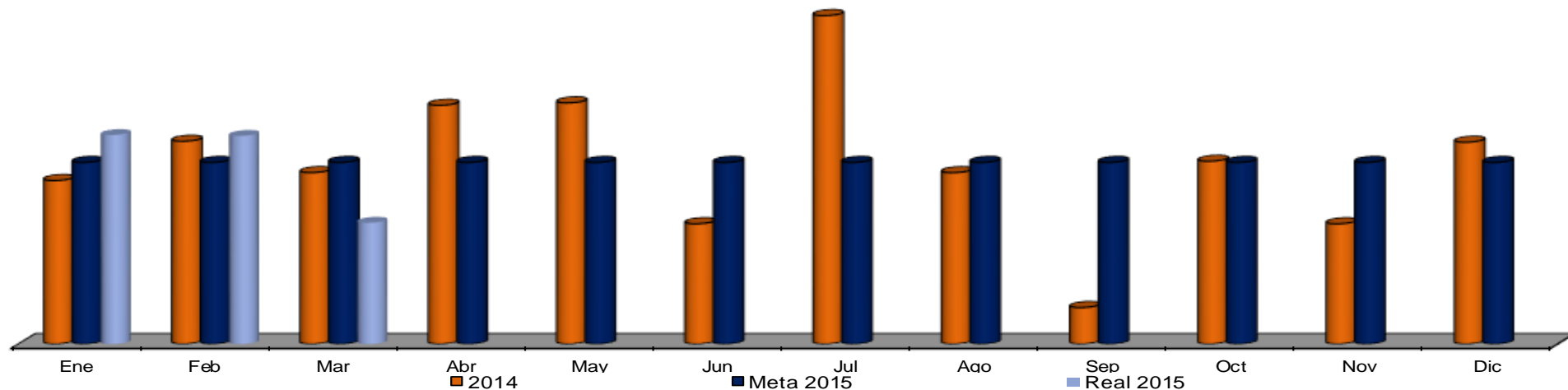
Señales

NOTA: Durante el mes de marzo se canalizaron los esfuerzos de este departamento al de vías públicas, para apoyar debido a las lluvias constantes atípicas desde el mes de Enero 2015.

POA

Señales:
Lavado de cordones y ochavos (M)

| Años/Meses | Ene | Feb | Mar | Abr | May | Jun | Jul | Ago | Sep | Oct | Nov | Dic | Total | Prom Mensual |
|-------------------|--------|--------|---------|---------|---------|---------|---------|---------|---------|---------|---------|---------|-----------------|---------------|
| 2014 | 47,040 | 58,350 | 49,330 | 68,680 | 69,400 | 34,606 | 94,500 | 49,300 | 10,500 | 52,600 | 34,600 | 58,078 | 154,720 | 52,249 |
| Meta 2015 | 52,249 | 52,249 | 52,249 | 52,249 | 52,249 | 52,249 | 52,249 | 52,249 | 52,249 | 52,249 | 52,249 | 52,249 | 626,988 | 52,249 |
| Real 2015 | 60,150 | 59,900 | 34,900 | | | | | | | | | | 154,950 | 51,650 |
| Diferencia | 7,901 | 7,651 | -17,349 | -52,249 | -52,249 | -52,249 | -52,249 | -52,249 | -52,249 | -52,249 | -52,249 | -52,249 | -472,038 | |
| Dif % | 15% | 15% | -33% | -100% | -100% | -100% | -100% | -100% | -100% | -100% | -100% | -100% | | |

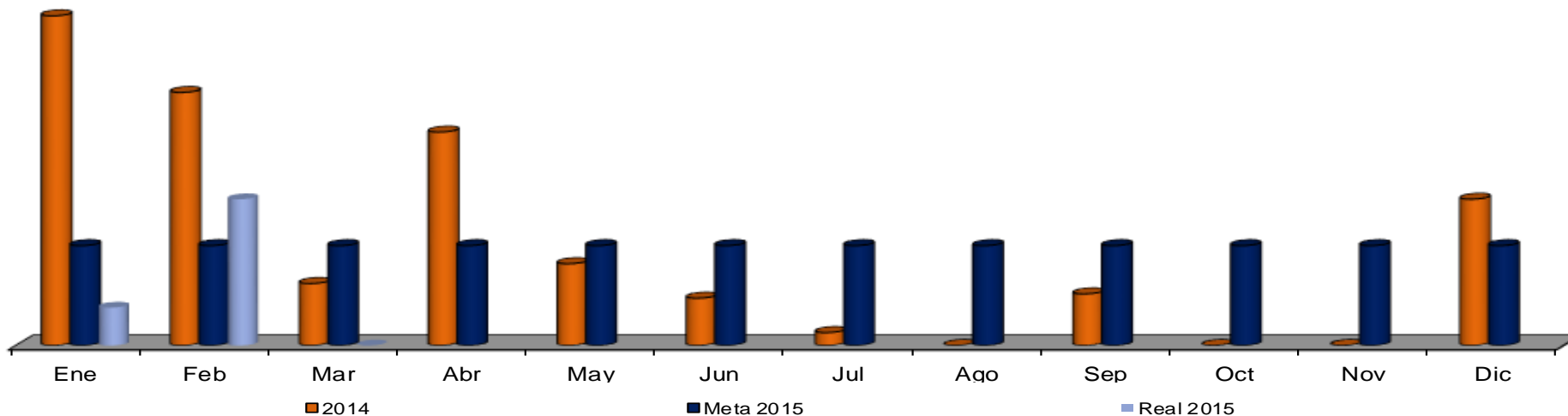


NOTA: Durante el mes de Marzo apoyo al departamento de Vías Públicas

POA

Señales:
Lavado: muros (M²)

| Años/Meses | Ene | Feb | Mar | Abr | May | Jun | Jul | Ago | Sep | Oct | Nov | Dic | Total | Prom Mensual |
|------------|-------|-------|--------|--------|--------|--------|--------|--------|--------|--------|--------|--------|--------|--------------|
| 2014 | 3,830 | 2,940 | 720 | 2,480 | 950 | 550 | 150 | 0 | 600 | 0 | 0 | 1,700 | 7,490 | 1,160 |
| Meta 2015 | 1,160 | 1,160 | 1,160 | 1,160 | 1,160 | 1,160 | 1,160 | 1,160 | 1,160 | 1,160 | 1,160 | 1,160 | 13,920 | 1,160 |
| Real 2015 | 440 | 1,700 | 0 | | | | | | | | | | 2,140 | 713 |
| Diferencia | -720 | 540 | -1,160 | -1,160 | -1,160 | -1,160 | -1,160 | -1,160 | -1,160 | -1,160 | -1,160 | -1,160 | -11780 | |
| Dif % | -1 | 0 | -1 | -1 | -1 | -1 | -1 | -1 | -1 | -1 | -1 | -1 | | |



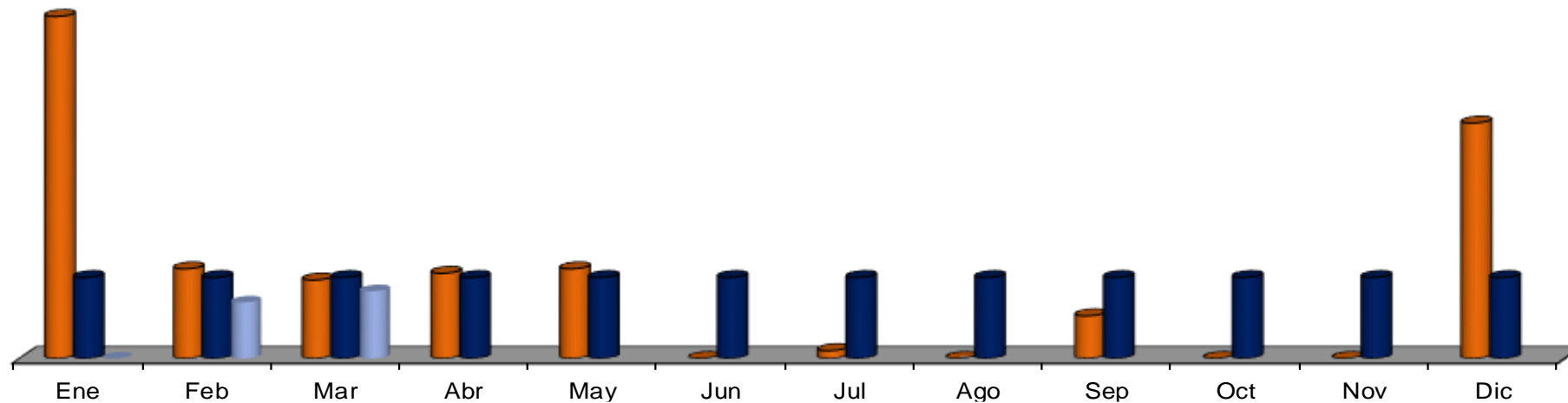
NOTA: Durante el mes de Marzo apoyo al departamento de Vías Públicas

POA

Señales:

Lavado: tubos pasamanos (M)

| Años/Meses | Ene | Feb | Mar | Abr | May | Jun | Jul | Ago | Sep | Oct | Nov | Dic | Total | Prom Mensual |
|------------|-------|------|------|-------|-------|-------|-------|-------|-------|-------|-------|-------|-------|--------------|
| 2014 | 3,050 | 800 | 700 | 760 | 800 | 0 | 70 | 0 | 381 | 0 | 0 | 2,100 | 4,550 | 722 |
| Meta 2015 | 722 | 722 | 722 | 722 | 722 | 722 | 722 | 722 | 722 | 722 | 722 | 722 | 8,661 | 722 |
| Real 2015 | 0 | 500 | 600 | | | | | | | | | | 1,100 | 367 |
| Diferencia | -722 | -222 | -122 | -722 | -722 | -722 | -722 | -722 | -722 | -722 | -722 | -722 | -7561 | |
| Dif % | -100% | -31% | -17% | -100% | -100% | -100% | -100% | -100% | -100% | -100% | -100% | -100% | | |

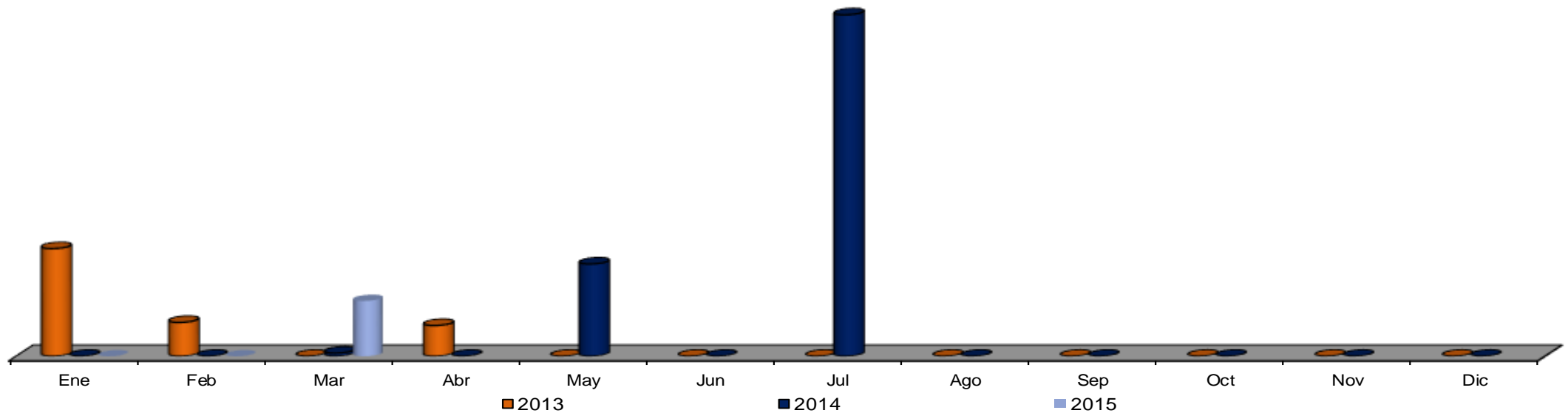


NOTA: Durante el mes de Marzo apoyo al departamento de Vías Públicas

Señales:

Lavado: boyas (Pza.)

| Años/Meses | Ene | Feb | Mar | Abr | May | Jun | Jul | Ago | Sep | Oct | Nov | Dic | Total | Prom Mensual |
|------------|-----|-----|-----|-----|-----|-----|-------|-----|-----|-----|-----|-----|-------|--------------|
| 2013 | 350 | 110 | 0 | 100 | 0 | 0 | 0 | 0 | 0 | 0 | 0 | 0 | 560 | 47 |
| 2014 | 0 | 0 | 10 | 0 | 300 | 0 | 1,110 | 0 | 0 | 0 | 0 | 0 | 1,420 | 118 |
| 2015 | 0 | 0 | 180 | | | | | | | | | | 180 | 60 |

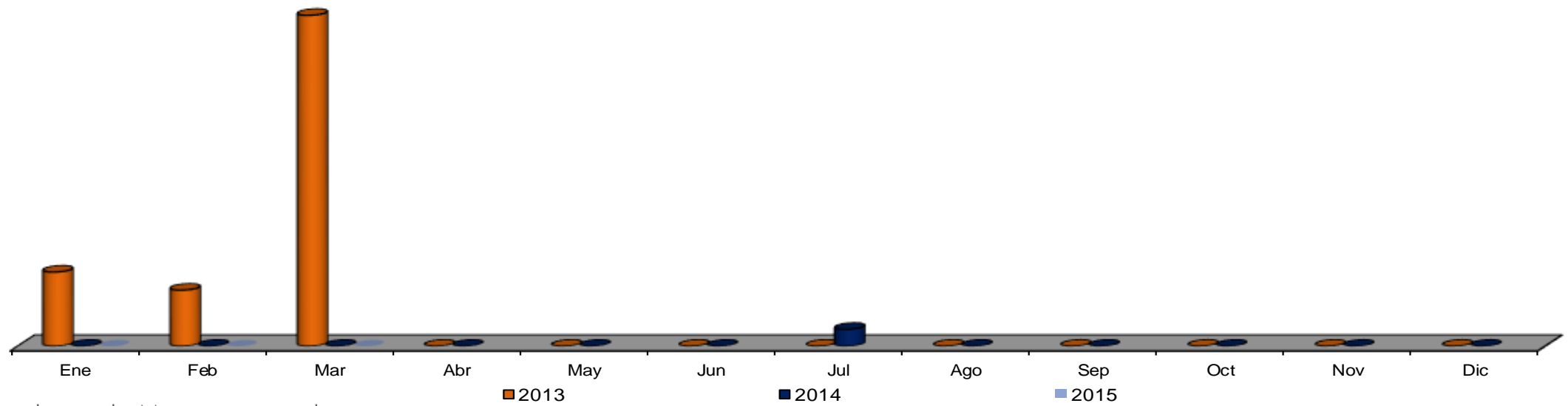


NOTA: Durante el mes de Marzo apoyo al departamento de Vías Públicas

Señales:

Lavado: postes viga (Pza.)

| Años/Meses | Ene | Feb | Mar | Abr | May | Jun | Jul | Ago | Sep | Oct | Nov | Dic | Total | Prom Mensual |
|------------|-----|-----|-----|-----|-----|-----|-----|-----|-----|-----|-----|-----|-------|--------------|
| 2013 | 180 | 136 | 803 | 0 | 0 | 0 | 0 | 0 | 0 | 0 | 0 | 0 | 1,119 | 93 |
| 2014 | 0 | 0 | 0 | 0 | 0 | 0 | 41 | 0 | 0 | 0 | 0 | 0 | 41 | 3 |
| 2015 | 0 | 0 | 0 | | | | | | | | | | 0 | 0 |



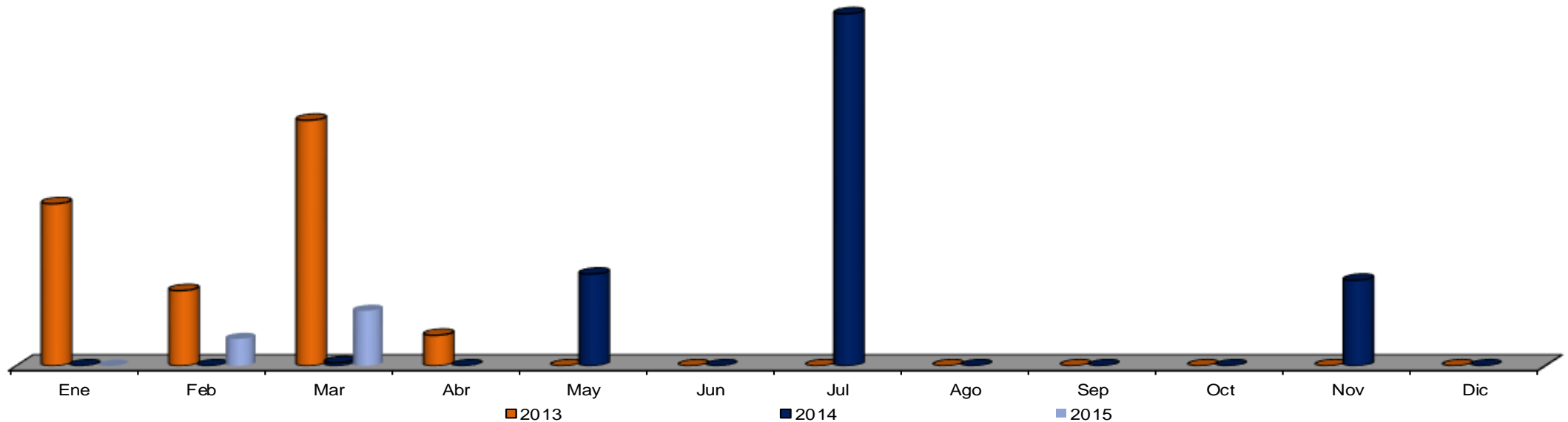
NOTA: Durante el mes de Marzo apoyo al departamento de Vías Públicas

■ NOTA: Este indicador mantiene la forma anterior conjunta para el comparativo 2012

Señales:

Lavado: Boyas, postes viga y bases(Pza.)

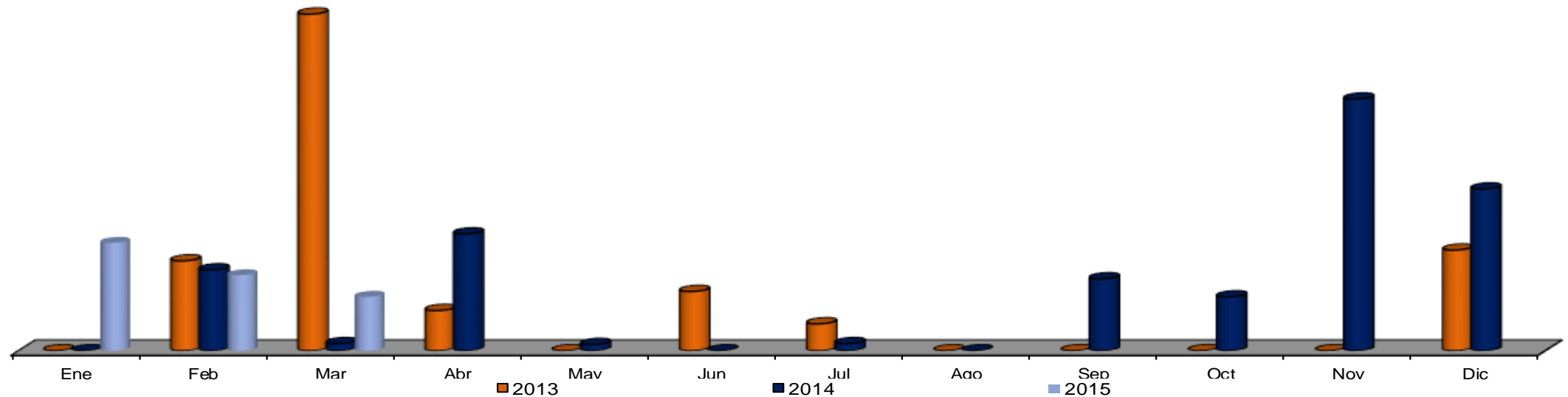
| Años/Meses | Ene | Feb | Mar | Abr | May | Jun | Jul | Ago | Sep | Oct | Nov | Dic | Total | Prom Mensual |
|------------|-----|-----|-----|-----|-----|-----|-------|-----|-----|-----|-----|-----|-------|--------------|
| 2013 | 530 | 246 | 803 | 100 | 0 | 0 | 0 | 0 | 0 | 0 | 0 | 0 | 1,679 | 140 |
| 2014 | 0 | 0 | 10 | 0 | 300 | 0 | 1,151 | 0 | 0 | 0 | 280 | 0 | 1,741 | 145 |
| 2015 | 0 | 88 | 180 | | | | | | | | | | 268 | 89 |



■ NOTA: Durante el mes de Marzo apoyo al departamento de Vías Publicas

**Señales:
Lavado: defensa metálica (M)**

| Años/Meses | Ene | Feb | Mar | Abr | May | Jun | Jul | Ago | Sep | Oct | Nov | Dic | Total | Prom Mensual |
|------------|-----|-----|-------|-----|-----|-----|-----|-----|-----|-----|-------|-----|-------|--------------|
| 2013 | 0 | 500 | 1,872 | 224 | 0 | 330 | 150 | 0 | 0 | 0 | 0 | 560 | 3,636 | 303 |
| 2014 | 0 | 450 | 40 | 650 | 35 | 0 | 40 | 0 | 400 | 300 | 1,400 | 900 | 4,215 | 351 |
| 2015 | 600 | 420 | 300 | | | | | | | | | | 1,320 | 440 |



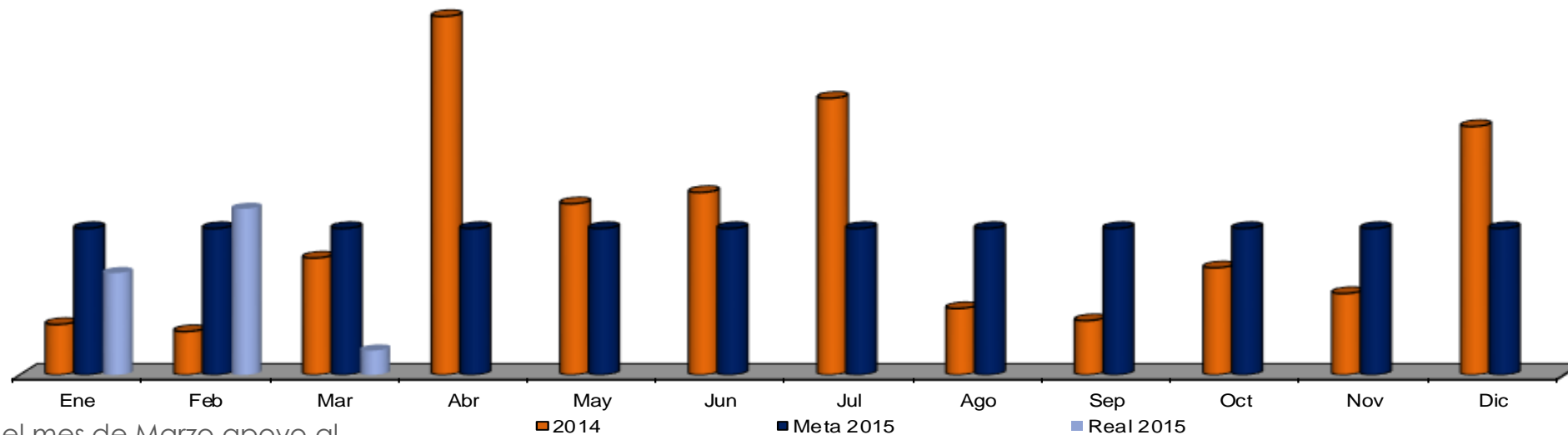
NOTA: Durante el mes de Marzo apoyo al departamento de Vías Públicas

POA

Señales:

Pintura de: cordones y ochavos (M)

| Años/Meses | Ene | Feb | Mar | Abr | May | Jun | Jul | Ago | Sep | Oct | Nov | Dic | Total | Prom Mensual |
|------------|--------|--------|---------|---------|---------|---------|---------|---------|---------|---------|---------|---------|----------|--------------|
| 2014 | 6,850 | 5,885 | 15,863 | 48,648 | 23,230 | 24,767 | 37,549 | 9,010 | 7,368 | 14,539 | 11,050 | 33,710 | 28,598 | 19,872 |
| Meta 2015 | 19,872 | 19,872 | 19,872 | 19,872 | 19,872 | 19,872 | 19,872 | 19,872 | 19,872 | 19,872 | 19,872 | 19,872 | 238,469 | 19,872 |
| Real 2015 | 13,810 | 22,540 | 3,300 | | | | | | | | | | 39,650 | 13,217 |
| Diferencia | -6,062 | 2,668 | -16,572 | -19,872 | -19,872 | -19,872 | -19,872 | -19,872 | -19,872 | -19,872 | -19,872 | -19,872 | -198,819 | |
| Dif % | -31% | 13% | -83% | -100% | -100% | -100% | -100% | -100% | -100% | -100% | -100% | -100% | | |



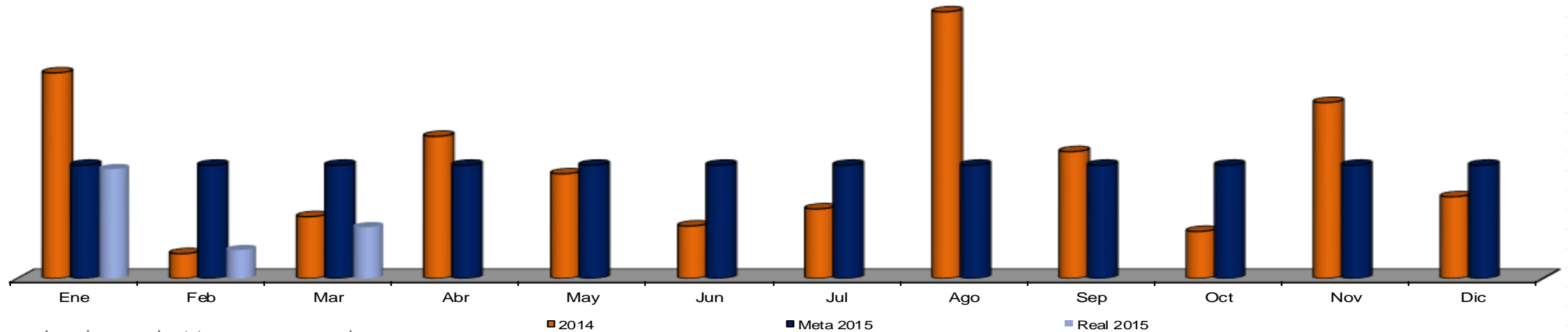
NOTA: Durante el mes de Marzo apoyo al departamento de Vías Públicas

POA

Señales:

Pintura de: rayas división de carriles (blanco y amarillo tráfico) (M)

| Años/Meses | Ene | Feb | Mar | Abr | May | Jun | Jul | Ago | Sep | Oct | Nov | Dic | Total | Prom Mensual |
|------------|--------|--------|--------|---------|---------|---------|---------|---------|---------|---------|---------|---------|----------|--------------|
| 2014 | 19,685 | 2,380 | 5,922 | 13,610 | 10,025 | 5,028 | 6,666 | 25,531 | 12,150 | 4,513 | 16,850 | 7,830 | 27,987 | 10,849 |
| Meta 2015 | 10,849 | 10,849 | 10,849 | 10,849 | 10,849 | 10,849 | 10,849 | 10,849 | 10,849 | 10,849 | 10,849 | 10,849 | 130,190 | 10,849 |
| Real 2015 | 10,476 | 2,726 | 4,915 | | | | | | | | | | 18,117 | 6,039 |
| Diferencia | -373 | -8,123 | -5,934 | -10,849 | -10,849 | -10,849 | -10,849 | -10,849 | -10,849 | -10,849 | -10,849 | -10,849 | -112,073 | |
| Dif% | -3% | -75% | -55% | -100% | -100% | -100% | -100% | -100% | -100% | -100% | -100% | -100% | | |



NOTA: Durante el mes de Marzo apoyo al departamento de Vías Públicas

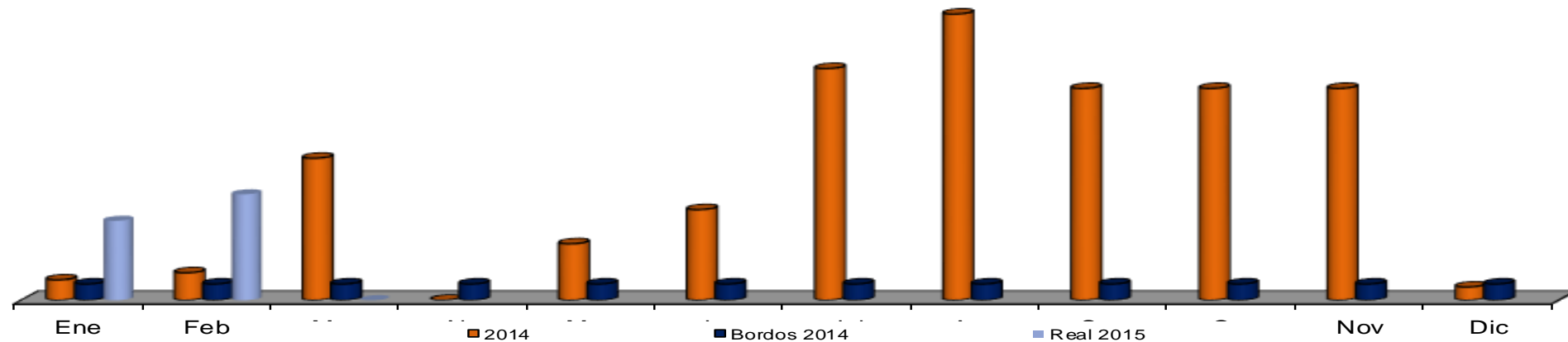
POA

NOTA: Medida promedio de
bordo 13 m² por cada bordo

Señales:

Pintura de: bordos (M²) / Pz

| Años/Meses | Ene | Feb | Mar | Abr | May | Jun | Jul | Ago | Sep | Oct | Nov | Dic | Total | Prom Mensual |
|--------------|------|------|-------|-------|-------|-------|-------|-------|-------|-------|-------|-------|-------|--------------|
| 2014 | 40 | 54 | 279 | 0 | 111 | 178 | 455 | 562 | 416 | 416 | 416 | 26 | 373 | 246 |
| Bordos 2014 | 32 | 32 | 32 | 32 | 32 | 32 | 32 | 32 | 32 | 32 | 32 | 32 | 96 | 32 |
| Meta 2015 | 40 | 54 | 279 | 0 | 111 | 178 | 455 | 562 | 416 | 416 | 416 | 26 | 2,953 | 246 |
| Meta-Bordos | 32 | 32 | 32 | 32 | 32 | 32 | 32 | 32 | 32 | 32 | 32 | 32 | 384 | 32 |
| Real 2015 | 156 | 208 | 0 | | | | | | | | | | 364 | 121 |
| Bordos | 12 | 16 | 0 | 0 | 0 | 0 | 0 | 0 | 0 | 0 | 0 | 0 | 28 | 2 |
| Diferencia | 124 | 176 | -32 | -32 | -32 | -32 | -32 | -32 | -32 | -32 | -32 | -32 | 268 | |
| Diferencia % | 388% | 550% | -100% | -100% | -100% | -100% | -100% | -100% | -100% | -100% | -100% | -100% | | |

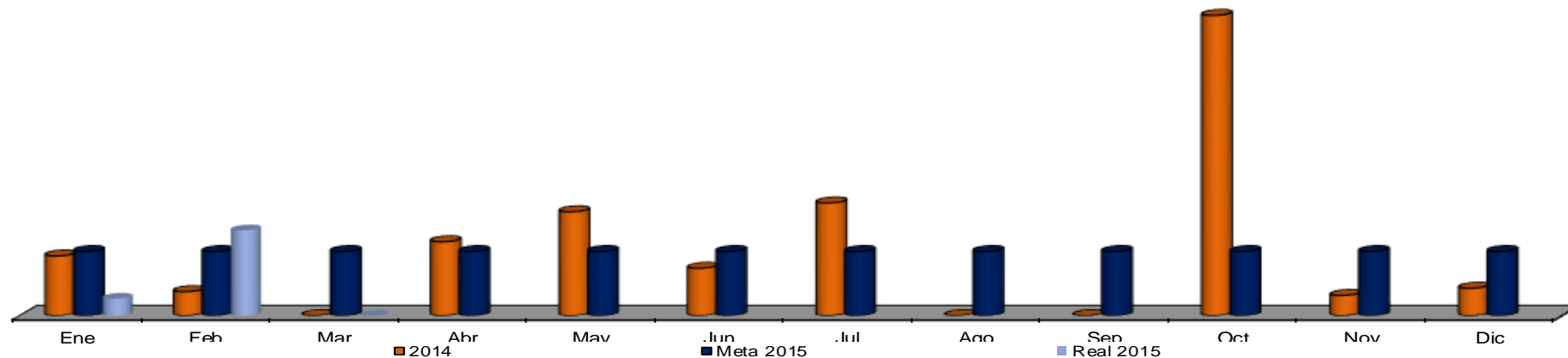


NOTA: Durante el mes de Marzo apoyo al departamento de Vías Públicas

POA

Señales:
Pintura de: muro (M²)

| Años/Meses | Ene | Feb | Mar | Abr | May | Jun | Jul | Ago | Sep | Oct | Nov | Dic | Total | Prom Mensual |
|------------|------|-------|-------|-------|-------|-------|-------|-------|-------|-------|-------|-------|--------|--------------|
| 2014 | 707 | 285 | 0 | 875 | 1,230 | 562 | 1,334 | 0 | 0 | 3,553 | 240 | 325 | 992 | 759 |
| Meta 2015 | 759 | 759 | 759 | 759 | 759 | 759 | 759 | 759 | 759 | 759 | 759 | 759 | 9,111 | 759 |
| Real 2015 | 203 | 1,010 | 0 | | | | | | | | | | 1,213 | 404 |
| Diferencia | -556 | 251 | -759 | -759 | -759 | -759 | -759 | -759 | -759 | -759 | -759 | -759 | -7,898 | |
| Dif % | -73% | 33% | -100% | -100% | -100% | -100% | -100% | -100% | -100% | -100% | -100% | -100% | | |



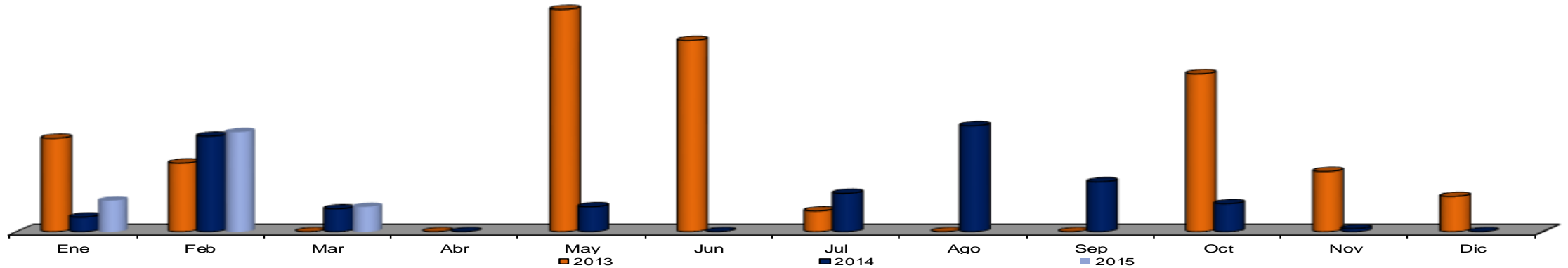
NOTA: Durante el mes de Marzo apoyo al departamento de Vías Públicas

NOTA: Medida promedio
de flecha 1.5 m²

Señales:

Pintura de: flechas (M²) / Pz.

| Años/Meses | Ene | Feb | Mar | Abr | May | Jun | Jul | Ago | Sep | Oct | Nov | Dic | Total | Prom Mensual |
|------------|-----|-----|-----|-----|-----|-----|-----|-----|-----|-----|-----|-----|-------|--------------|
| 2013 | 45 | 33 | 0 | 0 | 107 | 92 | 10 | 0 | 0 | 76 | 29 | 17 | 409 | 34 |
| Pz | 30 | 22 | 0 | 0 | 71 | 61 | 7 | 0 | 0 | 51 | 19 | 11 | 273 | 23 |
| 2014 | 7 | 46 | 11 | 0 | 12 | 0 | 19 | 51 | 24 | 14 | 2 | 0 | 185 | 15 |
| PZ | 5 | 31 | 7 | 0 | 8 | 0 | 12 | 34 | 16 | 9 | 1 | 0 | 123 | 10 |
| 2015 | 15 | 48 | 12 | | | | | | | | | | 75 | 25 |
| Pz | 10 | 32 | 8 | 0 | 0 | 0 | 0 | 0 | 0 | 0 | 0 | 0 | 50 | |

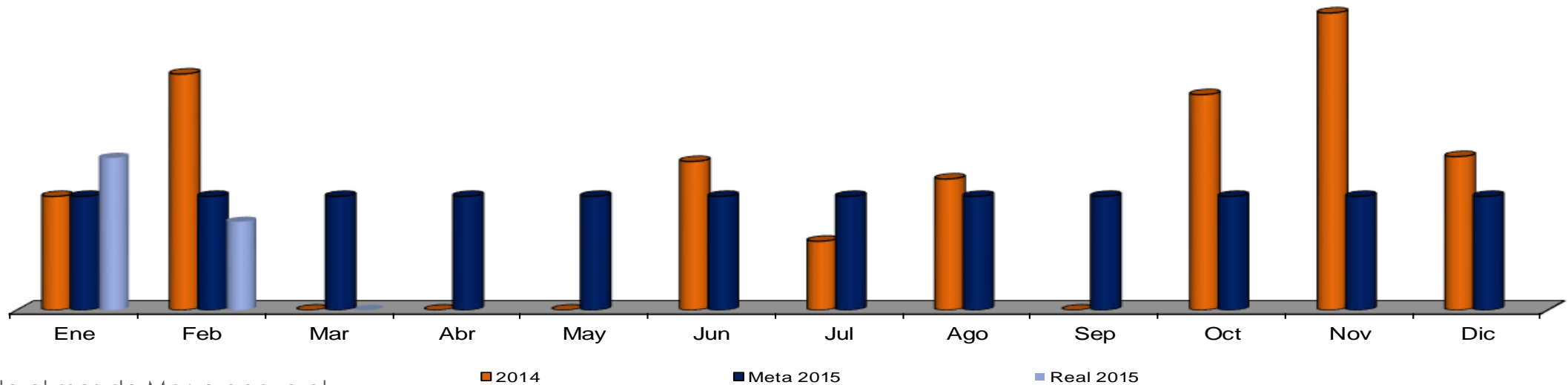


NOTA: Durante el mes de Marzo apoyo al departamento de Vías Públicas

POA

Señales:
Pintura de: tubo pasamanos (M)

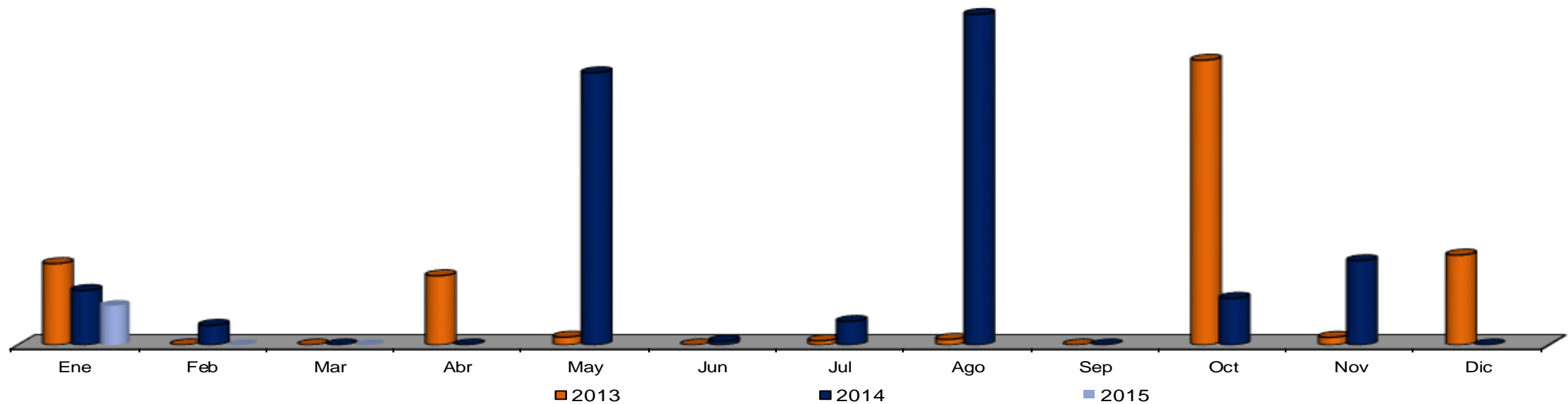
| Años/Meses | Ene | Feb | Mar | Abr | May | Jun | Jul | Ago | Sep | Oct | Nov | Dic | Total | Prom Mensual |
|-------------|-----|-------|-------|-------|-------|-------|-------|-------|-------|-------|-------|-------|--------------|--------------|
| 2014 | 650 | 1,350 | 0 | 0 | 0 | 850 | 394 | 750 | 0 | 1,232 | 1,699 | 878 | 2,000 | 650 |
| Meta 2015 | 650 | 650 | 650 | 650 | 650 | 650 | 650 | 650 | 650 | 650 | 650 | 650 | 7,803 | 650 |
| Real 2015 | 870 | 505 | 0 | | | | | | | | | | 1,375 | 458 |
| Diferencia | 220 | -145 | -650 | -650 | -650 | -650 | -650 | -650 | -650 | -650 | -650 | -650 | -6,428 | |
| Dif % | 34% | -22% | -100% | -100% | -100% | -100% | -100% | -100% | -100% | -100% | -100% | -100% | | |



NOTA: Durante el mes de Marzo apoyo al departamento de Vías Públicas

**Señales:
Pintura de: boyas (Pza.)**

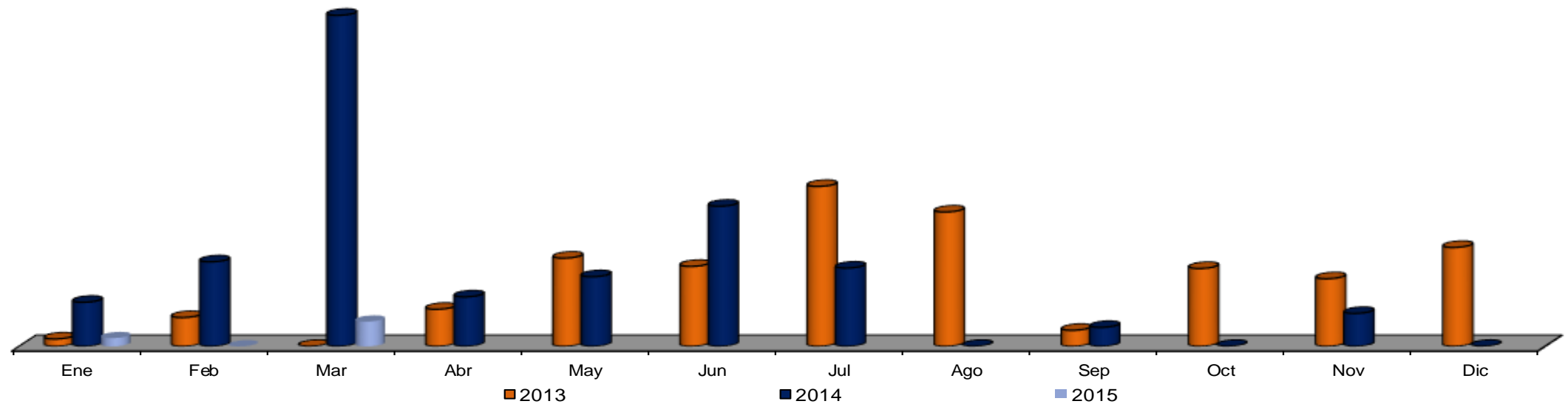
| Años/Meses | Ene | Feb | Mar | Abr | May | Jun | Jul | Ago | Sep | Oct | Nov | Dic | Total | Prom Mensual |
|------------|-----|-----|-----|-----|-------|-----|-----|-------|-----|-------|-----|-----|-------|--------------|
| 2013 | 724 | 0 | 0 | 616 | 70 | 0 | 38 | 50 | 0 | 2,533 | 68 | 800 | 4,899 | 408 |
| 2014 | 485 | 175 | 0 | 0 | 2,421 | 35 | 210 | 2,940 | 0 | 415 | 750 | 0 | 7,431 | 619 |
| 2015 | 350 | 0 | 0 | | | | | | | | | | 350 | 117 |



NOTA: Durante el mes de Marzo apoyo al departamento de Vías Públicas

**Señales:
Instalación de: boyas (Pza.)**

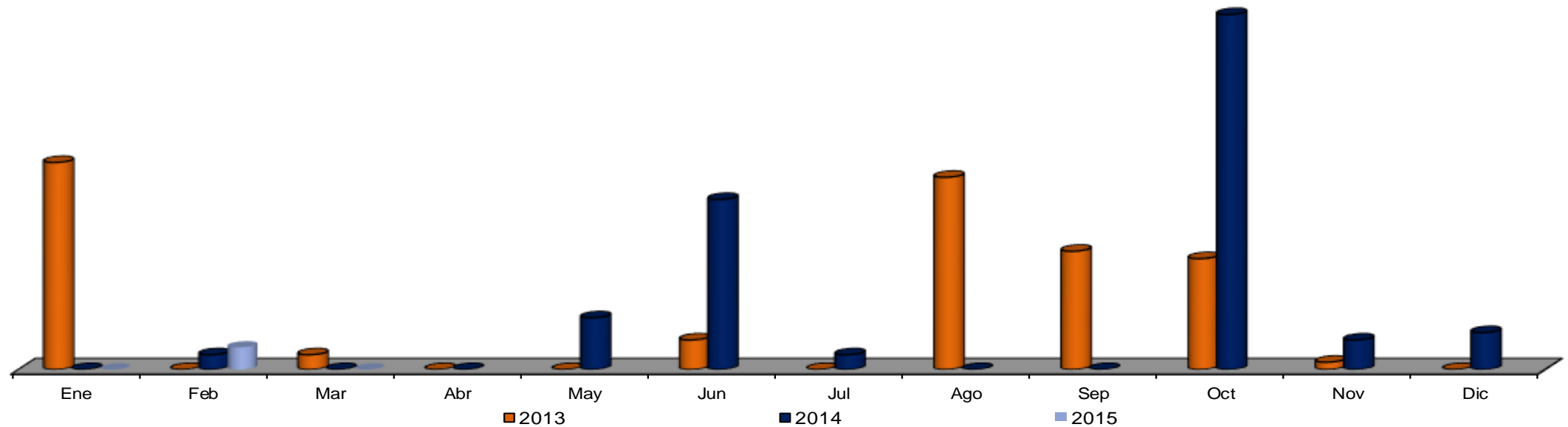
| Años/Meses | Ene | Feb | Mar | Abr | May | Jun | Jul | Ago | Sep | Oct | Nov | Dic | Total | Prom Mensual |
|------------|-----|-----|-----|-----|-----|-----|-----|-----|-----|-----|-----|-----|-------|--------------|
| 2013 | 18 | 70 | 0 | 90 | 214 | 194 | 388 | 326 | 39 | 189 | 164 | 240 | 1,932 | 161 |
| 2014 | 107 | 205 | 803 | 120 | 169 | 340 | 190 | 0 | 46 | 0 | 80 | 0 | 2,060 | 172 |
| 2015 | 20 | 0 | 60 | | | | | | | | | | 80 | 27 |



NOTA: Durante el mes de Marzo apoyo al departamento de Vías Públicas

**Señales:
Instalación de: defensas (Pza.)**

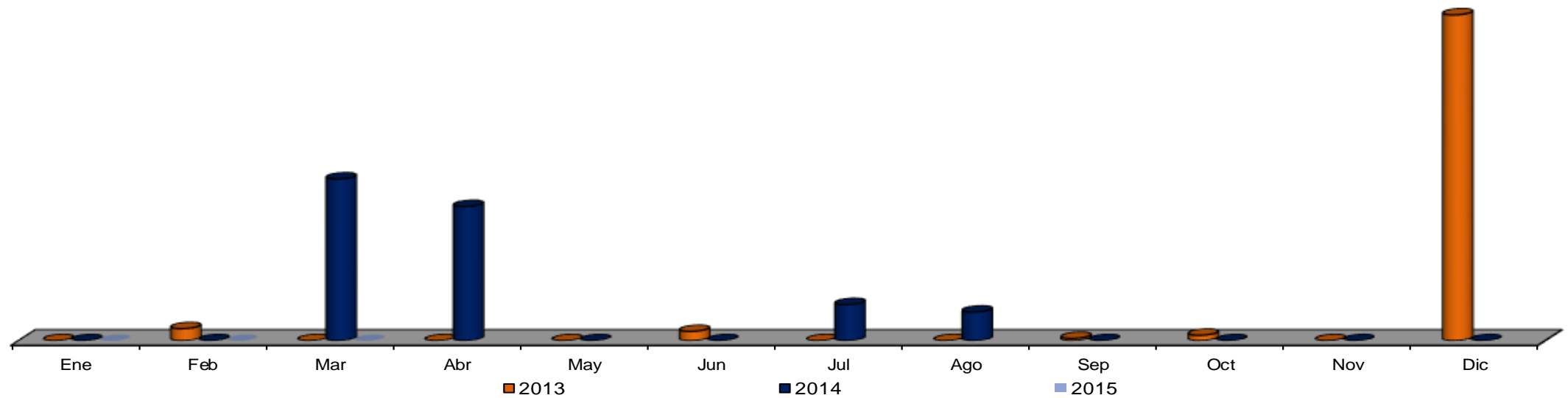
| Años/Meses | Ene | Feb | Mar | Abr | May | Jun | Jul | Ago | Sep | Oct | Nov | Dic | Total | Prom Mensual |
|------------|-----|-----|-----|-----|-----|-----|-----|-----|-----|-----|-----|-----|-------|--------------|
| 2013 | 28 | 0 | 2 | 0 | 0 | 4 | 0 | 26 | 16 | 15 | 1 | 0 | 92 | 8 |
| 2014 | 0 | 2 | 0 | 0 | 7 | 23 | 2 | 0 | 0 | 48 | 4 | 5 | 91 | 8 |
| 2015 | 0 | 3 | 0 | | | | | | | | | | 3 | 1 |



NOTA: Durante el mes de Marzo apoyo al departamento de Vías Públicas

**Señales:
Instalación de: vialetas (Pza.)**

| Años/Meses | Ene | Feb | Mar | Abr | May | Jun | Jul | Ago | Sep | Oct | Nov | Dic | Total | Prom Mensual |
|------------|-----|-----|-----|-----|-----|-----|-----|-----|-----|-----|-----|-------|--------------|--------------|
| 2013 | 0 | 53 | 0 | 0 | 0 | 41 | 0 | 0 | 10 | 24 | 0 | 1,432 | 1,560 | 130 |
| 2014 | 0 | 0 | 711 | 590 | 0 | 0 | 159 | 126 | 0 | 0 | 0 | 0 | 1,586 | 132 |
| 2015 | 0 | 0 | 0 | | | | | | | | | | 0 | 0 |



NOTA: Durante el mes de Marzo apoyo al departamento de Vías Públicas

SECRETARÍA DE
**SERVICIOS
PÚBLICOS**



SAN PEDRO
G A R Z A G A R C Í A

Dirección de Servicios Generales



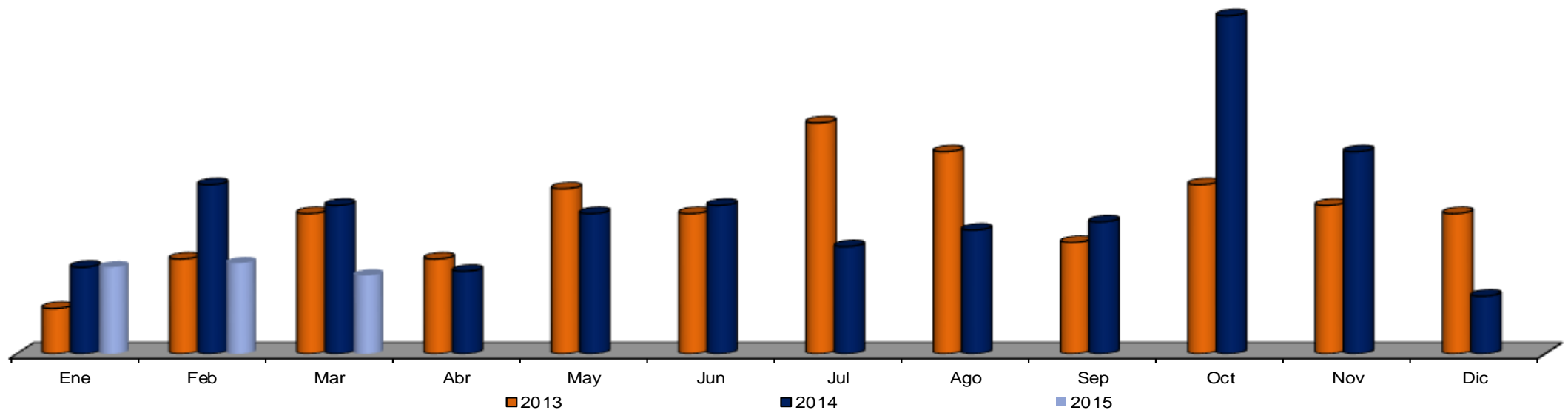
Funcionalidad e Imagen de Dependencias





Servicios prestados a dependencias con requisición (Cant. Servicios)
(pintura, soldadura, impermeabilización, fumigación, carpintería, plomería, adecuaciones)

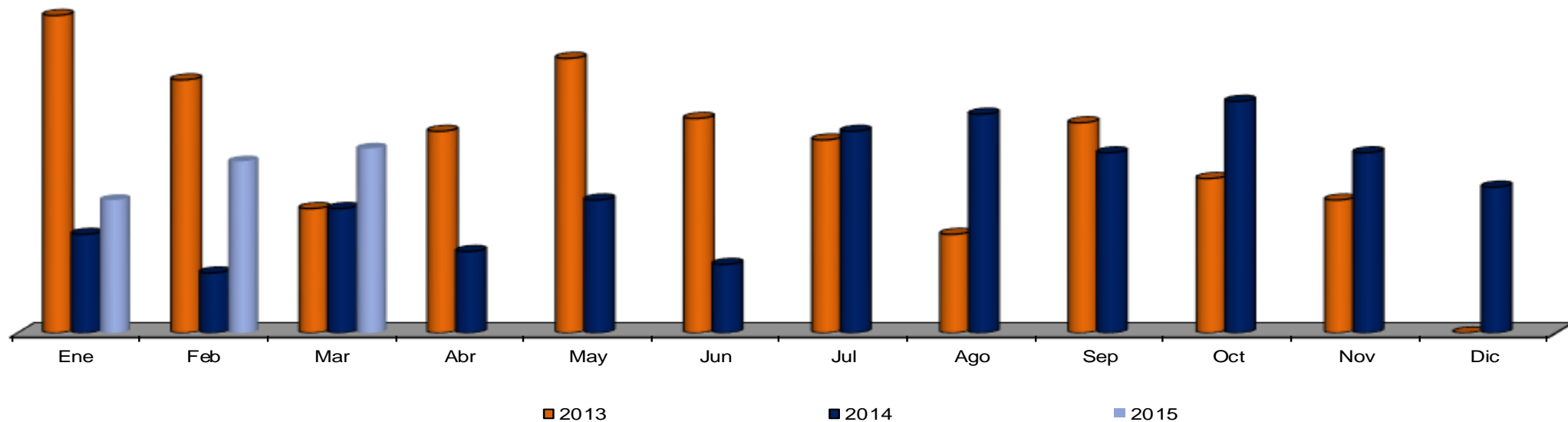
| Años/Meses | Ene | Feb | Mar | Abr | May | Jun | Jul | Ago | Sep | Oct | Nov | Dic | Total | Prom Mensual |
|------------|-----|-----|-----|-----|-----|-----|-----|-----|-----|-----|-----|-----|-------|--------------|
| 2013 | 11 | 23 | 34 | 23 | 40 | 34 | 56 | 49 | 27 | 41 | 36 | 34 | 408 | 34 |
| 2014 | 21 | 41 | 36 | 20 | 34 | 36 | 26 | 30 | 32 | 82 | 49 | 14 | 421 | 35 |
| 2015 | 21 | 22 | 19 | | | | | | | | | | 62 | 21 |





Servicios prestados a dependencias sin requisición. (Cant. Servicios)
(pintura, soldadura, impermeabilización, fumigación, carpintería, plomería, adecuaciones)

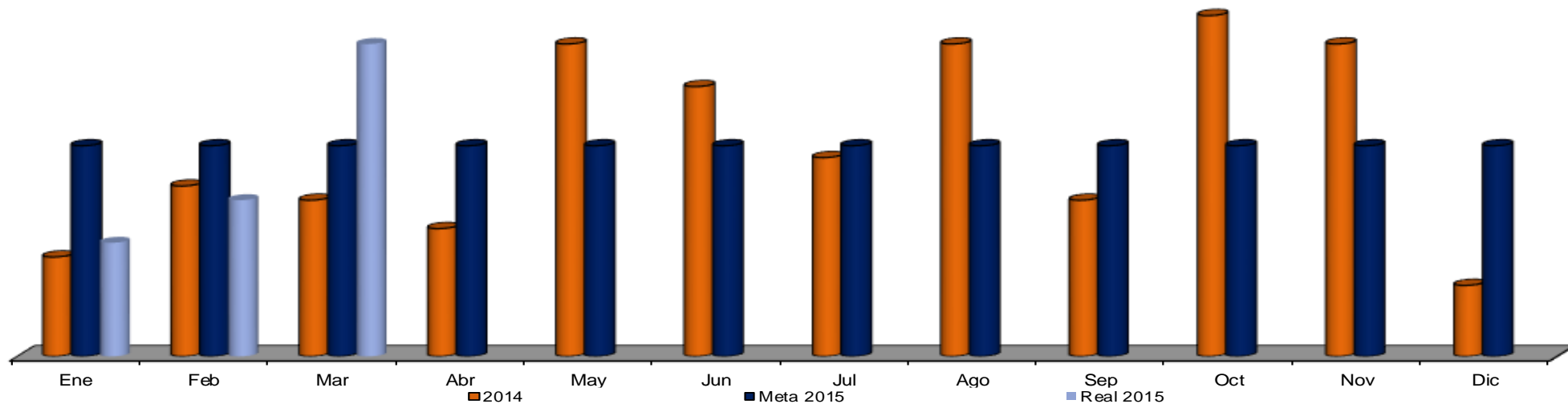
| Años/Meses | Ene | Feb | Mar | Abr | May | Jun | Jul | Ago | Sep | Oct | Nov | Dic | Total | Prom Mensual |
|------------|-----|-----|-----|-----|-----|-----|-----|-----|-----|-----|-----|-----|-------|--------------|
| 2013 | 74 | 59 | 29 | 47 | 64 | 50 | 45 | 23 | 49 | 36 | 31 | 0 | 507 | 42 |
| 2014 | 23 | 14 | 29 | 19 | 31 | 16 | 47 | 51 | 42 | 54 | 42 | 34 | 402 | 34 |
| 2015 | 31 | 40 | 43 | | | | | | | | | | 114 | 38 |



POA

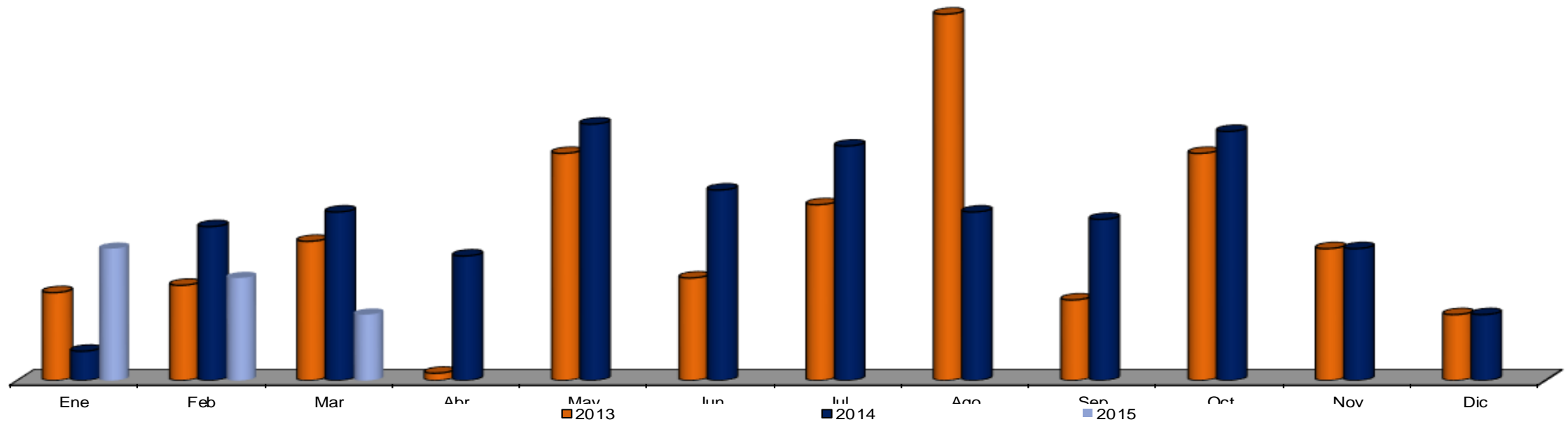
Mantenimiento preventivo y correctivo a climas. (Cant. Servicios)

| Años/Meses | Ene | Feb | Mar | Abr | May | Jun | Jul | Ago | Sep | Oct | Nov | Dic | Total | Prom Mensual |
|-------------------|------|------|-----|-------|-------|-------|-------|-------|-------|-------|-------|-------|----------------|--------------|
| 2014 | 7 | 12 | 11 | 9 | 22 | 19 | 14 | 22 | 11 | 24 | 22 | 5 | 30 | 15 |
| Meta 2015 | 15 | 15 | 15 | 15 | 15 | 15 | 15 | 15 | 15 | 15 | 15 | 15 | 178 | 15 |
| Real 2015 | 8 | 11 | 22 | | | | | | | | | | 41 | 14 |
| Diferencia | -7 | -4 | 7 | -15 | -15 | -15 | -15 | -15 | -15 | -15 | -15 | -15 | -136.96 | |
| Dif% | -46% | -26% | 48% | -100% | -100% | -100% | -100% | -100% | -100% | -100% | -100% | -100% | | |



Instalaciones y reparaciones eléctricas. (Cant. Servicios)

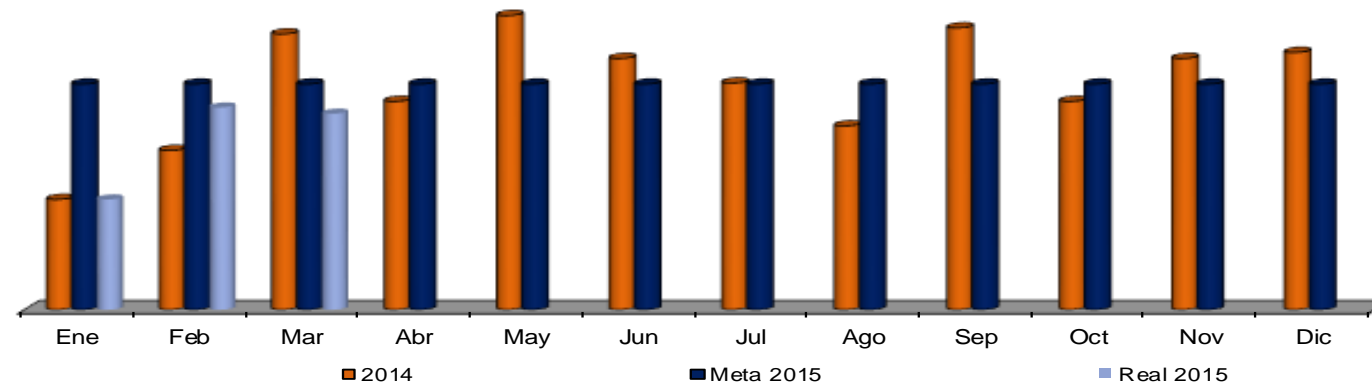
| Años/Meses | Ene | Feb | Mar | Abr | May | Jun | Jul | Ago | Sep | Oct | Nov | Dic | Total | Prom Mensual |
|------------|-----|-----|-----|-----|-----|-----|-----|-----|-----|-----|-----|-----|-------|--------------|
| 2013 | 12 | 13 | 19 | 1 | 31 | 14 | 24 | 50 | 11 | 31 | 18 | 9 | 233 | 19 |
| 2014 | 4 | 21 | 23 | 17 | 35 | 26 | 32 | 23 | 22 | 34 | 18 | 9 | 264 | 22 |
| 2015 | 18 | 14 | 9 | | | | | | | | | | 41 | 14 |



POA

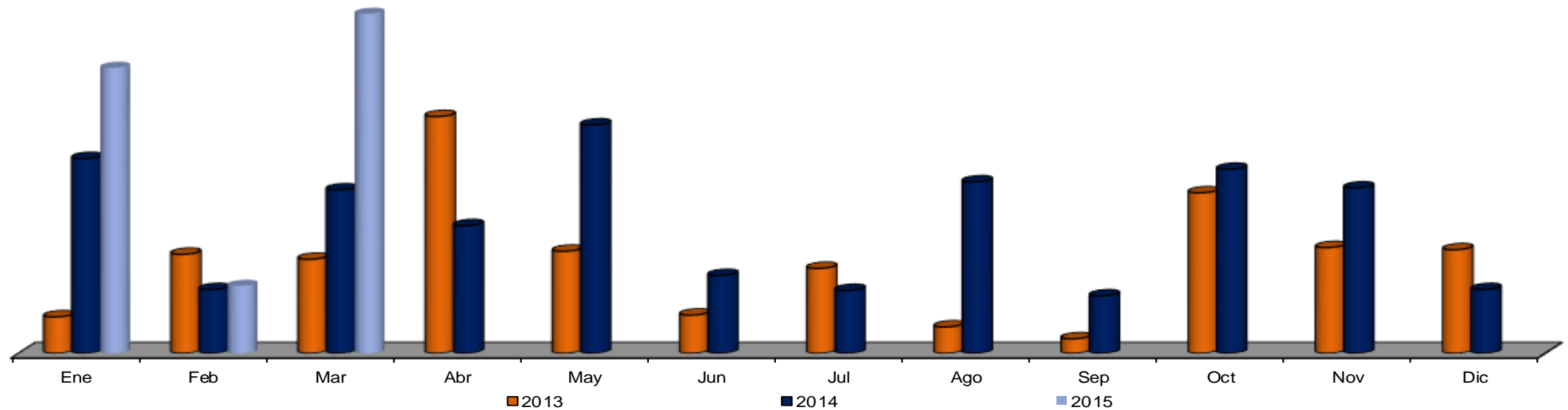
Apoyos en eventos especiales. (Cant. Servicios)
Alcalde contigo, Miércoles ciudadano, San Pedro de Pinta

| Años/Meses | Ene | Feb | Mar | Abr | May | Jun | Jul | Ago | Sep | Oct | Nov | Dic | Total | Prom Mensual |
|-------------------|--------|-------|-------|--------|--------|--------|--------|--------|--------|--------|--------|--------|----------------|--------------|
| 2014 | 18 | 26 | 45 | 34 | 48 | 41 | 37 | 30 | 46 | 34 | 41 | 42 | 89 | 37 |
| Meta 2015 | 37 | 37 | 37 | 37 | 37 | 37 | 37 | 37 | 37 | 37 | 37 | 37 | 442 | 37 |
| Real 2015 | 18 | 33 | 32 | | | | | | | | | | 83 | 28 |
| Diferencia | -18.83 | -3.83 | -4.83 | -36.83 | -36.83 | -36.83 | -36.83 | -36.83 | -36.83 | -36.83 | -36.83 | -36.83 | -358.96 | |
| Dif % | -51% | -10% | -13% | -100% | -100% | -100% | -100% | -100% | -100% | -100% | -100% | -100% | | |



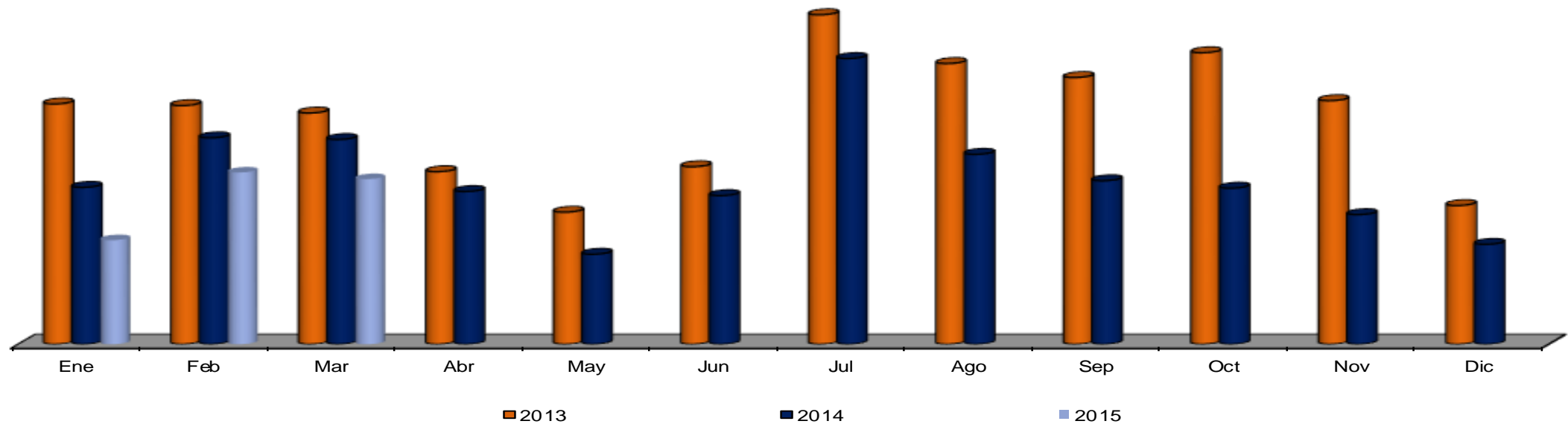
Retiro de graffitis (M²)

| Años/Meses | Ene | Feb | Mar | Abr | May | Jun | Jul | Ago | Sep | Oct | Nov | Dic | Total | Prom Mensual |
|------------|-------|-----|-------|-------|-------|-----|-----|-----|-----|-------|-----|-----|--------------|--------------|
| 2013 | 200 | 543 | 516 | 1,298 | 560 | 210 | 466 | 145 | 80 | 880 | 580 | 568 | 6,046 | 504 |
| 2014 | 1,068 | 350 | 896 | 700 | 1,252 | 427 | 345 | 940 | 315 | 1,009 | 907 | 350 | 8,559 | 713 |
| 2015 | 1,565 | 370 | 1,861 | | | | | | | | | | 3,796 | 1,265 |



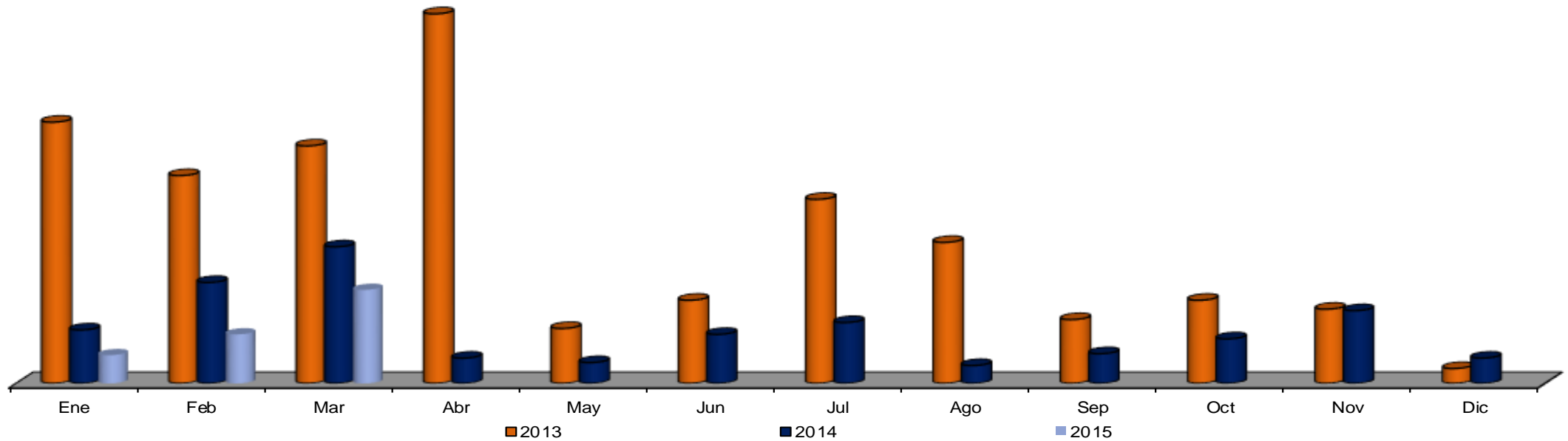
**Mantenimiento vehicular. (Servicios)
Mantenimiento correctivo.**

| Años/Meses | Ene | Feb | Mar | Abr | May | Jun | Jul | Ago | Sep | Oct | Nov | Dic | Total | Prom Mensual |
|------------|-----|-----|-----|-----|-----|-----|-----|-----|-----|-----|-----|-----|--------------|--------------|
| 2013 | 291 | 289 | 280 | 209 | 160 | 215 | 399 | 340 | 323 | 353 | 295 | 168 | 3,322 | 277 |
| 2014 | 190 | 250 | 248 | 185 | 109 | 180 | 346 | 230 | 198 | 189 | 157 | 121 | 2,403 | 200 |
| 2015 | 126 | 208 | 200 | | | | | | | | | | 534 | 178 |



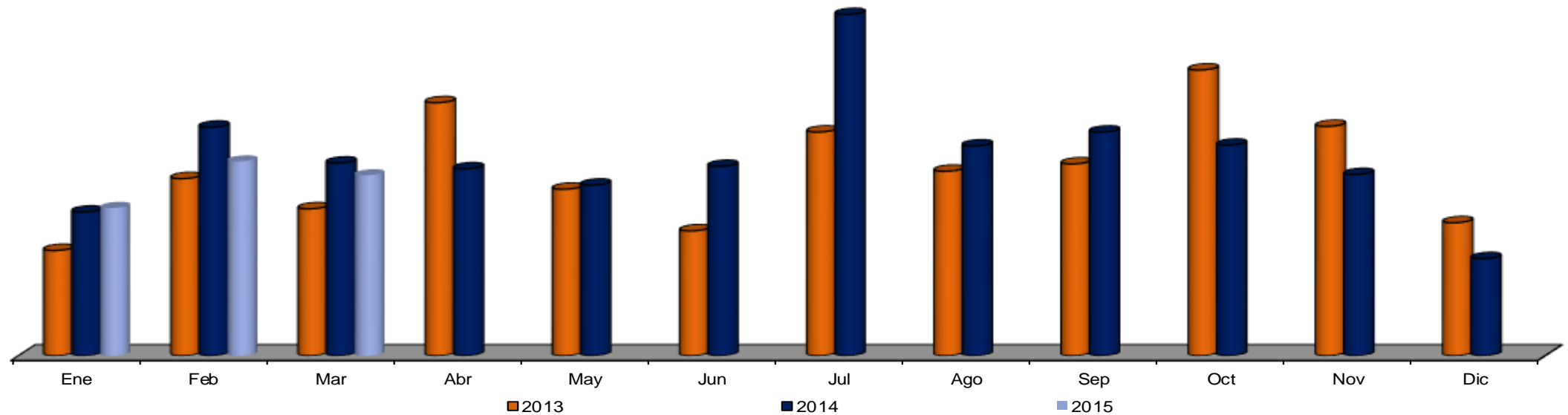
**Mantenimiento vehicular. (Servicios)
Mantenimiento preventivo**

| Años/Meses | Ene | Feb | Mar | Abr | May | Jun | Jul | Ago | Sep | Oct | Nov | Dic | Total | Prom Mensual |
|------------|-----|-----|-----|-----|-----|-----|-----|-----|-----|-----|-----|-----|--------------|--------------|
| 2013 | 176 | 140 | 160 | 249 | 37 | 56 | 124 | 95 | 43 | 56 | 50 | 10 | 1,196 | 100 |
| 2014 | 36 | 68 | 92 | 17 | 14 | 33 | 41 | 12 | 20 | 30 | 49 | 17 | 429 | 36 |
| 2015 | 19 | 33 | 63 | | | | | | | | | | 115 | 38 |



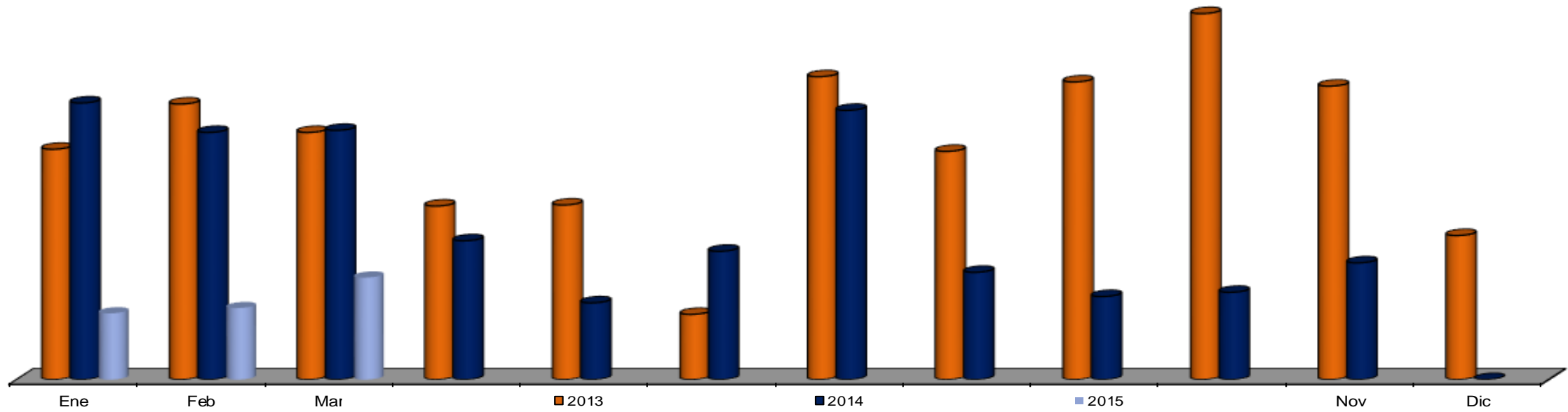
**Mantenimiento vehicular. (Servicios)
Servicios de diagnósticos**

| Años/Meses | Ene | Feb | Mar | Abr | May | Jun | Jul | Ago | Sep | Oct | Nov | Dic | Total | Prom Mensual |
|------------|-----|-----|-----|-----|-----|-----|-----|-----|-----|-----|-----|-----|--------------|--------------|
| 2013 | 129 | 217 | 180 | 310 | 204 | 153 | 274 | 226 | 235 | 350 | 281 | 163 | 2,722 | 227 |
| 2014 | 176 | 280 | 236 | 229 | 209 | 232 | 418 | 257 | 274 | 258 | 222 | 119 | 2,910 | 243 |
| 2015 | 181 | 238 | 221 | | | | | | | | | | 640 | 213 |



**Servicios. (Servicios)
Apoyos (ejemplo, pasar corriente)**

| Años/Meses | Ene | Feb | Mar | Abr | May | Jun | Jul | Ago | Sep | Oct | Nov | Dic | Total | Prom Mensual |
|------------|-----|-----|-----|-----|-----|-----|-----|-----|-----|-----|-----|-----|--------------|--------------|
| 2013 | 219 | 262 | 235 | 165 | 166 | 62 | 288 | 217 | 283 | 348 | 279 | 137 | 2,661 | 222 |
| 2014 | 263 | 235 | 237 | 132 | 73 | 122 | 256 | 102 | 79 | 83 | 111 | 0 | 1,693 | 141 |
| 2015 | 63 | 68 | 97 | | | | | | | | | | 228 | 76 |



SECRETARÍA DE
**SERVICIOS
PÚBLICOS**



SAN PEDRO
G A R Z A G A R C Í A

PEDRO
G A R C Í A

Dirección de Imagen Urbana



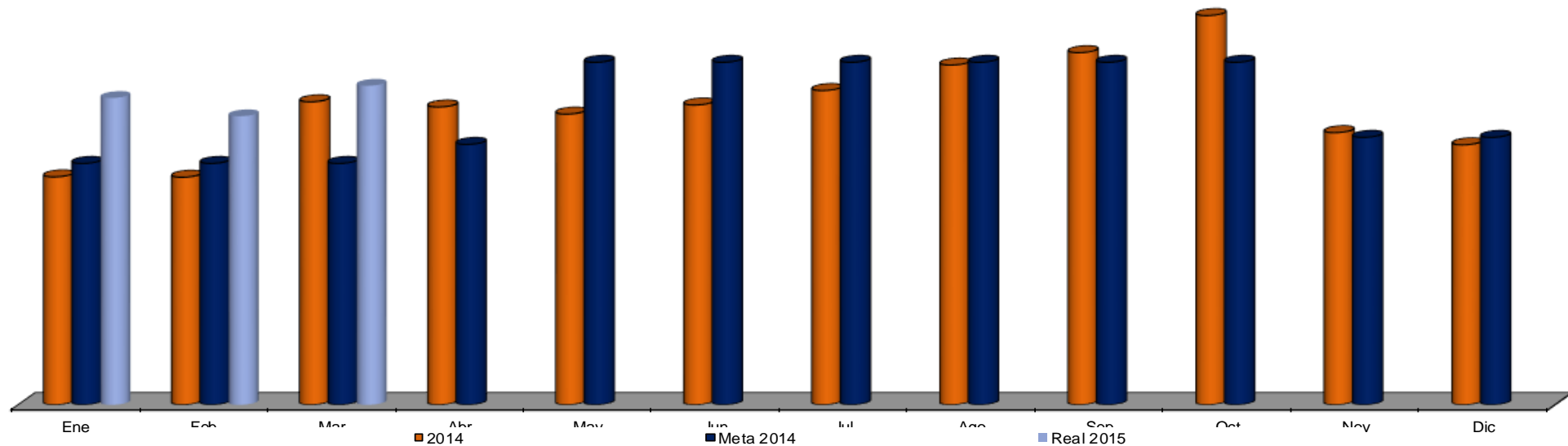
Parques y Jardines



POA

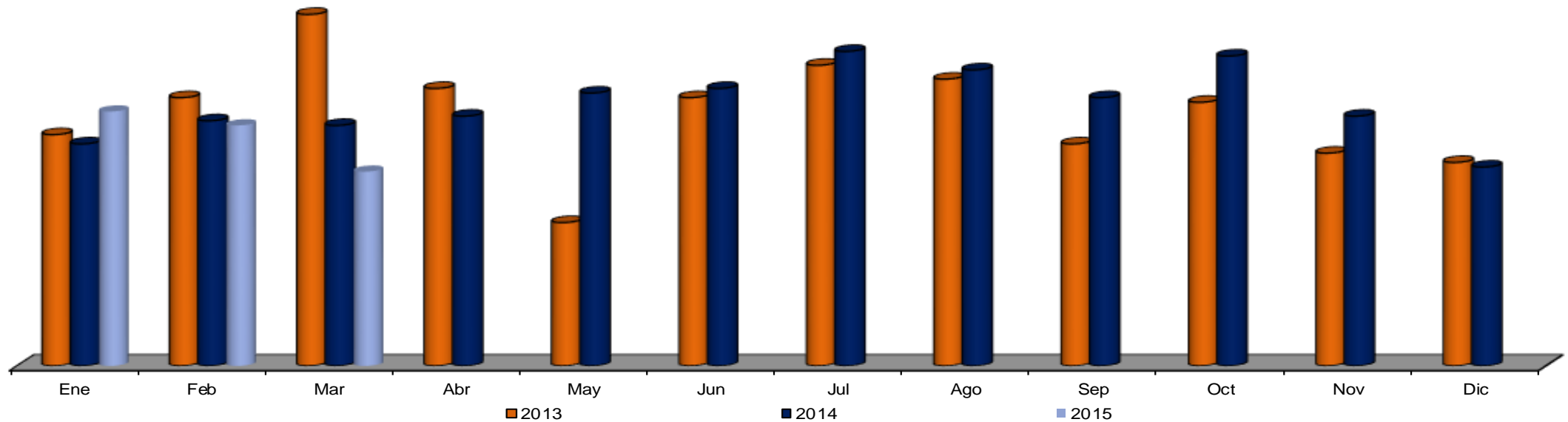
Parques y jardines: Mantenimiento de áreas verdes (M²)

| Años/Meses | Ene | Feb | Mar | Abr | May | Jun | Jul | Ago | Sep | Oct | Nov | Dic | Total | Prom Mensual |
|-------------|-----------|-----------|-----------|------------|------------|------------|------------|------------|------------|------------|------------|------------|-------------------|------------------|
| 2014 | 1,412,200 | 1,409,900 | 1,877,000 | 1,844,850 | 1,800,800 | 1,857,100 | 1,946,800 | 2,104,500 | 2,181,500 | 2,411,300 | 1,686,000 | 1,610,500 | 4,699,100 | 1,845,204 |
| Meta 2014 | 1,495,229 | 1,495,229 | 1,495,229 | 1,613,107 | 2,121,722 | 2,121,722 | 2,121,722 | 2,121,722 | 2,121,722 | 2,121,722 | 1,656,661 | 1,656,661 | 22,142,450 | 1,845,204 |
| Real 2015 | 1,901,000 | 1,787,900 | 1,976,650 | | | | | | | | | | 5,665,550 | 1,888,517 |
| Diferencia | 405,771 | 292,671 | 481,421 | -1,613,107 | -2,121,722 | -2,121,722 | -2,121,722 | -2,121,722 | -2,121,722 | -2,121,722 | -1,656,661 | -1,656,661 | -16,476,900 | |
| Dif % | 27% | 20% | 32% | -100% | -100% | -100% | -100% | -100% | -100% | -100% | -100% | -100% | | |



Parques y jardines
Servicios de mantenimiento a los sistemas de riego (servicios)

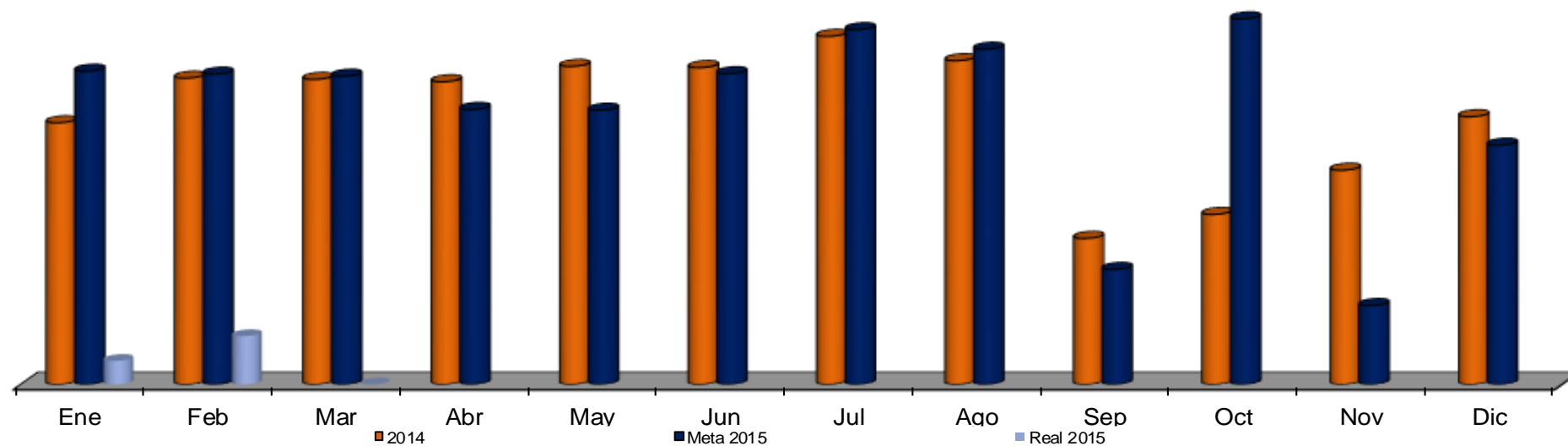
| Años/Meses | Ene | Feb | Mar | Abr | May | Jun | Jul | Ago | Sep | Oct | Nov | Dic | Total | Prom Mensual |
|------------|-----|-----|-----|-----|-----|-----|-----|-----|-----|-----|-----|-----|-------|--------------|
| 2013 | 50 | 58 | 76 | 60 | 31 | 58 | 65 | 62 | 48 | 57 | 46 | 44 | 655 | 55 |
| 2014 | 48 | 53 | 52 | 54 | 59 | 60 | 68 | 64 | 58 | 67 | 54 | 43 | 680 | 57 |
| 2015 | 55 | 52 | 42 | | | | | | | | | | 149 | 50 |



POA

Parques y jardines: Riego con pipas (L)

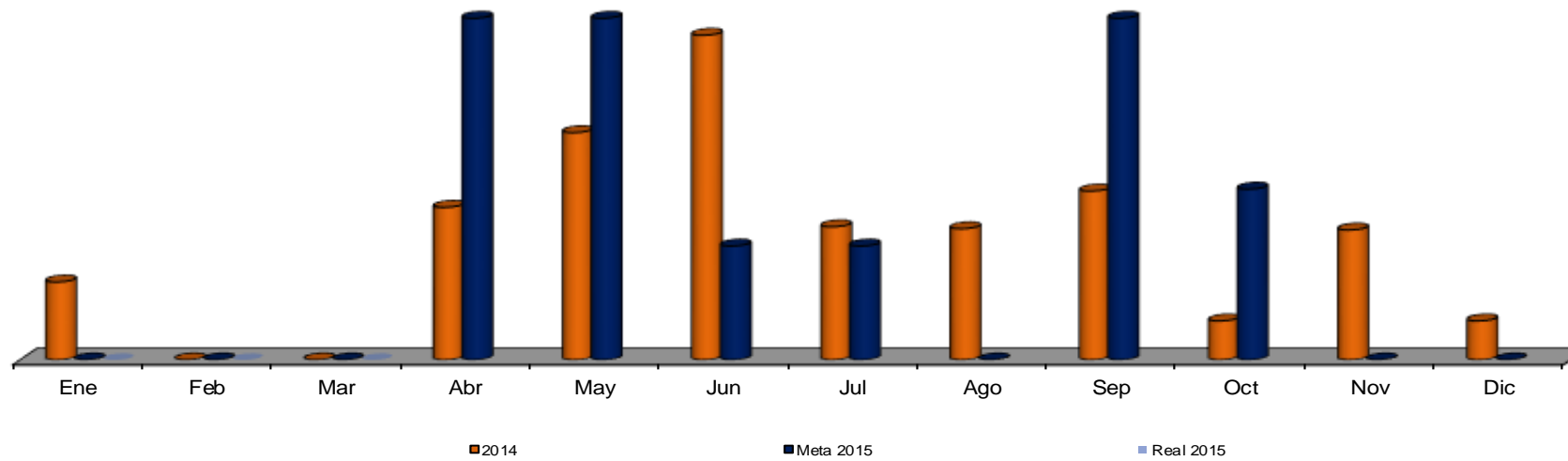
| Años/Meses | Ene | Feb | Mar | Abr | May | Jun | Jul | Ago | Sep | Oct | Nov | Dic | Total | Prom Mensual |
|-------------------|------------|------------|------------|------------|------------|------------|------------|------------|------------|------------|------------|------------|--------------------|------------------|
| 2014 | 6,450,000 | 7,550,000 | 7,520,000 | 7,460,000 | 7,840,000 | 7,810,000 | 8,580,000 | 7,980,000 | 3,600,000 | 4,190,000 | 5,280,000 | 6,600,000 | 21,520,000 | 6,738,333 |
| Meta 2015 | 7,720,456 | 7,648,781 | 7,597,584 | 6,778,437 | 6,757,959 | 7,659,020 | 8,744,389 | 8,263,140 | 2,836,295 | 9,010,612 | 1,945,473 | 5,897,855 | 80,860,000 | 6,738,333 |
| Real 2015 | 580,000 | 1,190,000 | 0 | | | | | | | | | | 1,770,000 | 590,000 |
| Diferencia | -7,140,456 | -6,458,781 | -7,597,584 | -6,778,437 | -6,757,959 | -7,659,020 | -8,744,389 | -8,263,140 | -2,836,295 | -9,010,612 | -1,945,473 | -5,897,855 | -79,090,000 | |
| Dif % | -92% | -84% | -100% | -100% | -100% | -100% | -100% | -100% | -100% | -100% | -100% | -100% | | |



POA

Parques y jardines: Preparación de suelo para plantado de flor (M²)

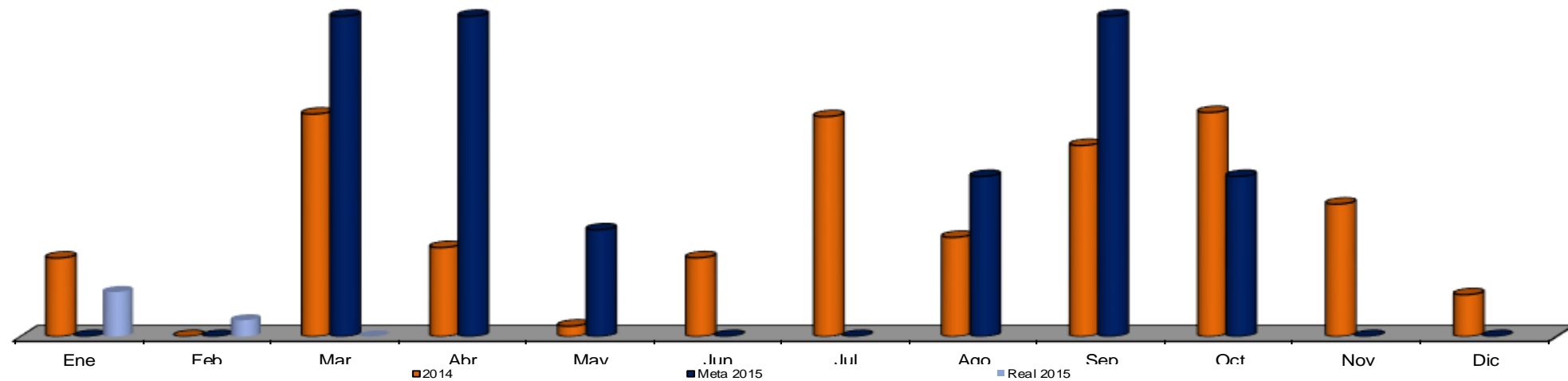
| Años/Meses | Ene | Feb | Mar | Abr | May | Jun | Jul | Ago | Sep | Oct | Nov | Dic | Total | Prom Mensual |
|-------------|----------|----------|----------|--------|--------|--------|--------|----------|--------|--------|----------|----------|----------------|--------------|
| 2014 | 1,200 | 0 | 0 | 2,350 | 3,500 | 5,000 | 2,050 | 2,020 | 2600 | 600 | 2000 | 600 | 1,200 | 1,827 |
| Meta 2015 | 0 | 0 | 0 | 5,261 | 5,261 | 1,754 | 1,754 | 0 | 5,261 | 2,630 | 0 | 0 | 21,920 | 1,827 |
| Real 2015 | 0 | 0 | 0 | | | | | | | | | | 0 | 0 |
| Diferencia | 0 | 0 | 0 | -5,261 | -5,261 | -1,754 | -1,754 | 0 | -5,261 | -2,630 | 0 | 0 | -21,920 | |
| Dif % | #¡DIV/0! | #¡DIV/0! | #¡DIV/0! | -100% | -100% | -100% | -100% | #¡DIV/0! | -100% | -100% | #¡DIV/0! | #¡DIV/0! | | |



POA

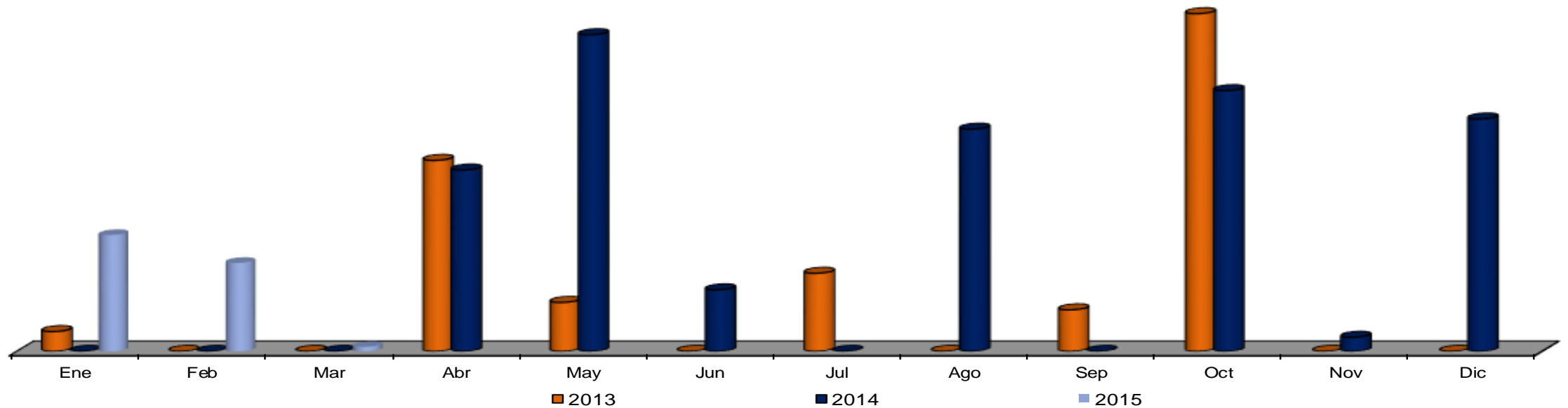
Parques y jardines: Siembra de semilla de flor (Pza.)

| Años/Meses | Ene | Feb | Mar | Abr | May | Jun | Jul | Ago | Sep | Oct | Nov | Dic | Total | Prom Mensual |
|------------|--------|-------|----------|----------|----------|----------|----------|----------|----------|----------|----------|----------|----------|--------------|
| 2014 | 30,000 | 0 | 85,000 | 34,000 | 4,000 | 30,100 | 84,000 | 37,908 | 73,000 | 85,600 | 50,600 | 16,000 | 115,000 | 44,184 |
| Meta 2015 | 0 | 0 | 122,356 | 122,356 | 40,785 | 0 | 0 | 61,178 | 122,356 | 61,178 | 0 | 0 | 530,208 | 44,184 |
| Real 2015 | 17,000 | 6,200 | 0 | | | | | | | | | | 23,200 | 7,733 |
| Diferencia | 17,000 | 6,200 | -122,356 | -122,356 | -40,785 | 0 | 0 | -61,178 | -122,356 | -61,178 | 0 | 0 | -507,008 | |
| Dif % | 100% | 100% | #¡DIV/0! | #¡DIV/0! | #¡DIV/0! | #¡DIV/0! | #¡DIV/0! | #¡DIV/0! | #¡DIV/0! | #¡DIV/0! | #¡DIV/0! | #¡DIV/0! | | |



**Parques y jardines:
Trasplante de flor (Pza.)**

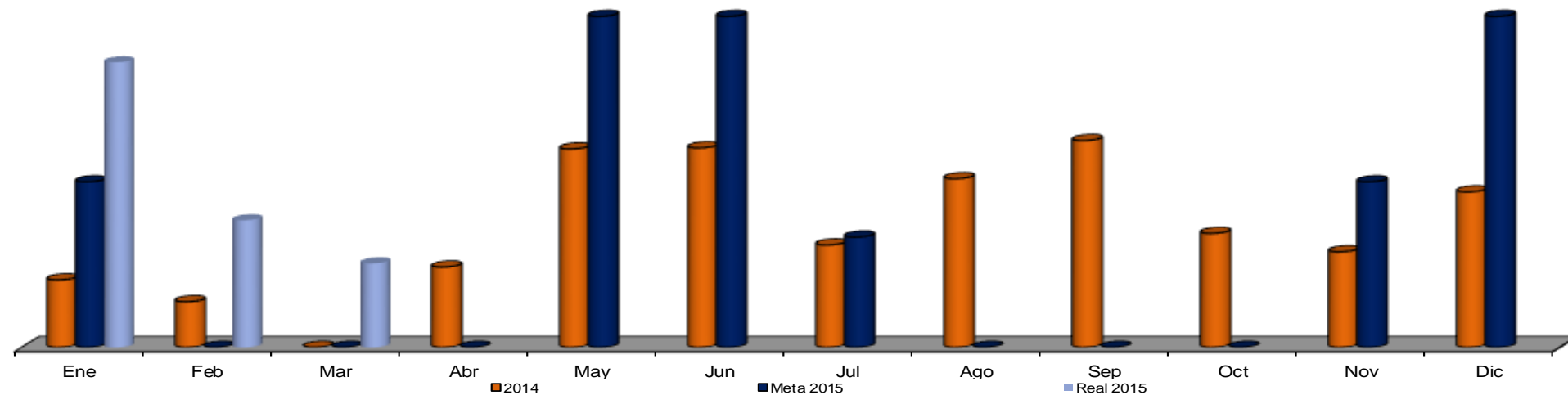
| Años/Meses | Ene | Feb | Mar | Abr | May | Jun | Jul | Ago | Sep | Oct | Nov | Dic | Total | Prom Mensual |
|------------|--------|--------|-----|--------|--------|--------|--------|--------|-------|--------|-------|--------|----------------|---------------|
| 2013 | 3,500 | 0 | 0 | 33,696 | 8,640 | 0 | 13,784 | 0 | 7,334 | 59,580 | 0 | 0 | 126,534 | 10,545 |
| 2014 | 0 | 0 | 0 | 32,000 | 55,866 | 10,865 | 0 | 39,200 | 0 | 46,000 | 2,500 | 41,000 | 227,431 | 18,953 |
| 2015 | 20,520 | 15,600 | 800 | | | | | | | | | | 36,920 | 12,307 |



POA

Parques y jardines: Flores de temporada plantadas (Pza.)

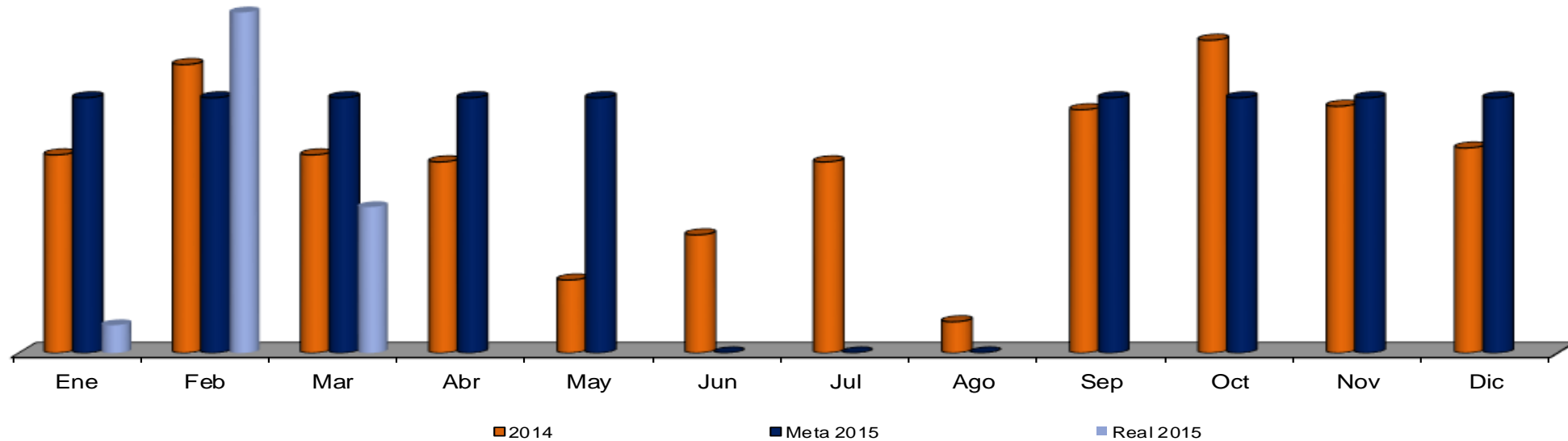
| Años/Meses | Ene | Feb | Mar | Abr | May | Jun | Jul | Ago | Sep | Oct | Nov | Dic | Total | Prom Mensual |
|-------------|--------|----------|----------|----------|---------|---------|---------|----------|----------|----------|---------|---------|----------------|---------------|
| 2014 | 13,376 | 9,052 | 0 | 15,940 | 39,366 | 39,574 | 20,316 | 33,472 | 41,036 | 22,610 | 18,966 | 30,852 | 22,428 | 23,713 |
| Meta 2015 | 32,834 | 0 | 0 | 0 | 65,678 | 65,678 | 21,889 | 0 | 0 | 0 | 32,834 | 65,678 | 284,590 | 23,716 |
| Real 2015 | 56,592 | 25,236 | 16,696 | | | | | | | | | | 98,524 | 32,841 |
| Diferencia | 23,758 | 25,236 | 16,696 | 0 | -65,678 | -65,678 | -21,889 | 0 | 0 | 0 | -32,834 | -65,678 | -186066 | |
| Dif % | 72% | #¡DIV/0! | #¡DIV/0! | #¡DIV/0! | -100% | -100% | -100% | #¡DIV/0! | #¡DIV/0! | #¡DIV/0! | -100% | -100% | | |



POA

Parques y jardines: Arborización (Pza.)

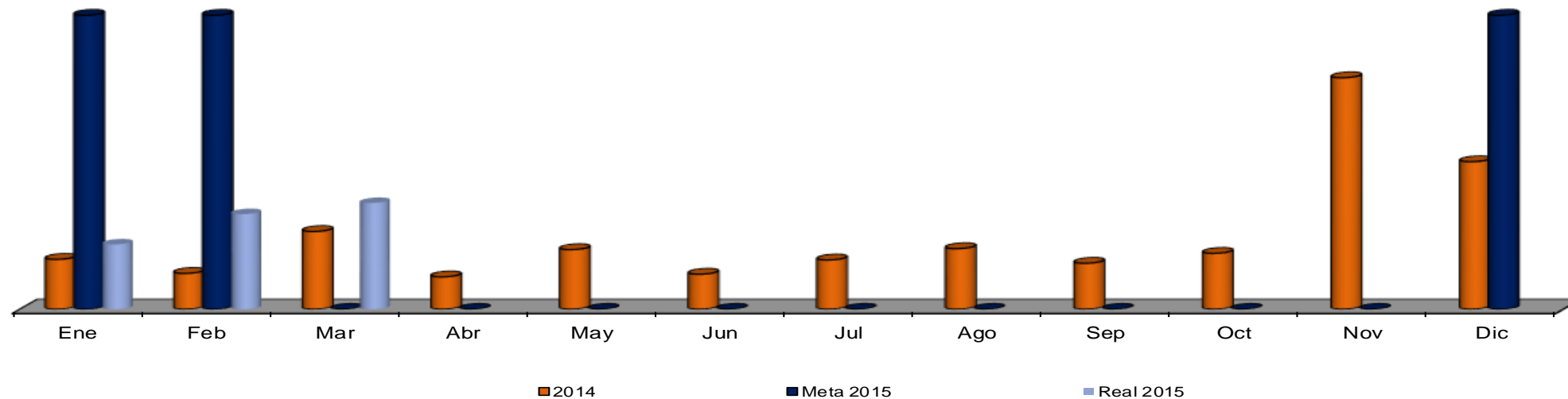
| Años/Meses | Ene | Feb | Mar | Abr | May | Jun | Jul | Ago | Sep | Oct | Nov | Dic | Total | Prom Mensual |
|------------|------|-----|------|-------|-------|----------|----------|----------|-------|-------|-------|-------|---------|--------------|
| 2014 | 57 | 83 | 57 | 55 | 21 | 34 | 55 | 9 | 70 | 90 | 71 | 59 | 197 | 55 |
| Meta 2015 | 73 | 73 | 73 | 73 | 73 | 0 | 0 | 0 | 73 | 73 | 73 | 73 | 661 | 55 |
| Real 2015 | 8 | 98 | 42 | | | | | | | | | | 148 | 49 |
| Diferencia | -65 | 25 | -31 | -73 | -73 | 0 | 0 | 0 | -73 | -73 | -73 | -73 | -512.96 | |
| Dif % | -89% | 33% | -43% | -100% | -100% | #¡DIV/0! | #¡DIV/0! | #¡DIV/0! | -100% | -100% | -100% | -100% | | |



POA

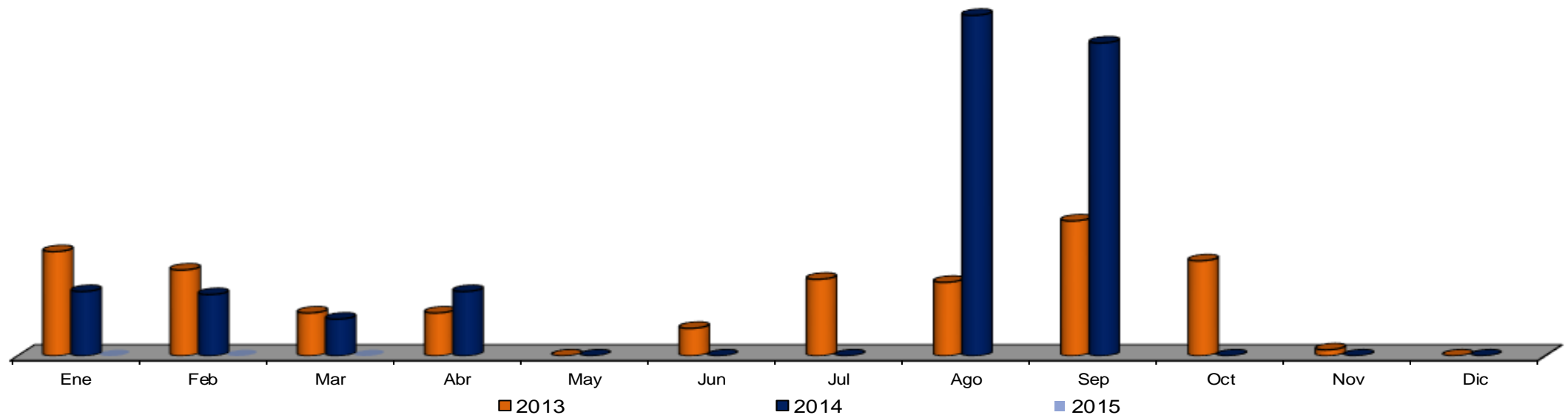
Parques y jardines: Poda de árboles (Pza.)

| Años/Meses | Ene | Feb | Mar | Abr | May | Jun | Jul | Ago | Sep | Oct | Nov | Dic | Total | Prom Mensual |
|-------------|--------|-------|----------|----------|----------|----------|----------|----------|----------|----------|----------|----------|---------------|--------------|
| 2014 | 242 | 174 | 377 | 157 | 289 | 170 | 239 | 294 | 223 | 271 | 1122 | 715 | 793 | 356 |
| Meta 2015 | 1,424 | 1,424 | 0 | 0 | 0 | 0 | 0 | 0 | 0 | 0 | 0 | 1424.3 | 4,273 | 356 |
| Real 2015 | 314 | 461 | 515 | | | | | | | | | | 1,290 | 430 |
| Diferencia | -1,110 | -963 | 515 | 0 | 0 | 0 | 0 | 0 | 0 | 0 | 0 | -1,424 | -2,983 | |
| Dif % | -78% | -68% | #¡DIV/0! | #¡DIV/0! | #¡DIV/0! | #¡DIV/0! | #¡DIV/0! | #¡DIV/0! | #¡DIV/0! | #¡DIV/0! | #¡DIV/0! | #¡DIV/0! | -100% | |



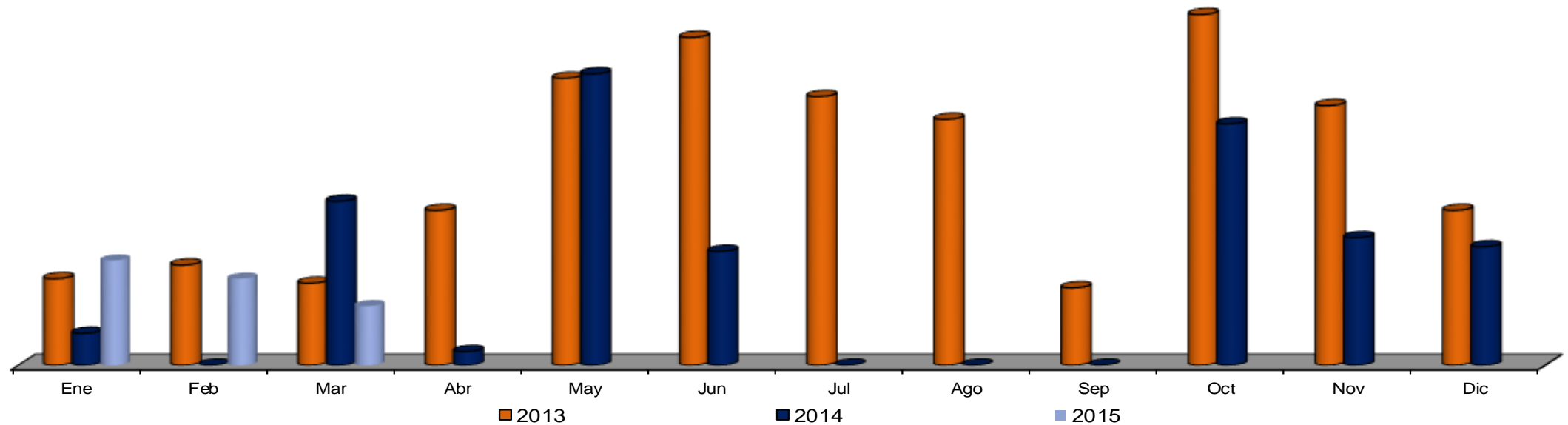
**Parques y jardines:
Tala de árboles (con permiso) (Pza.)**

| Años/Meses | Ene | Feb | Mar | Abr | May | Jun | Jul | Ago | Sep | Oct | Nov | Dic | Total | Prom Mensual |
|------------|-----|-----|-----|-----|-----|-----|-----|-----|-----|-----|-----|-----|-------|--------------|
| 2013 | 34 | 28 | 14 | 14 | 0 | 9 | 25 | 24 | 44 | 31 | 2 | 0 | 225 | 19 |
| 2014 | 21 | 20 | 12 | 21 | 0 | 0 | 0 | 111 | 102 | 0 | 0 | 0 | 287 | 24 |
| 2015 | 0 | 0 | 0 | | | | | | | | | | 0 | 0 |



**Parques y jardines:
Tala de arboles secos y enfermos (Pza.)**

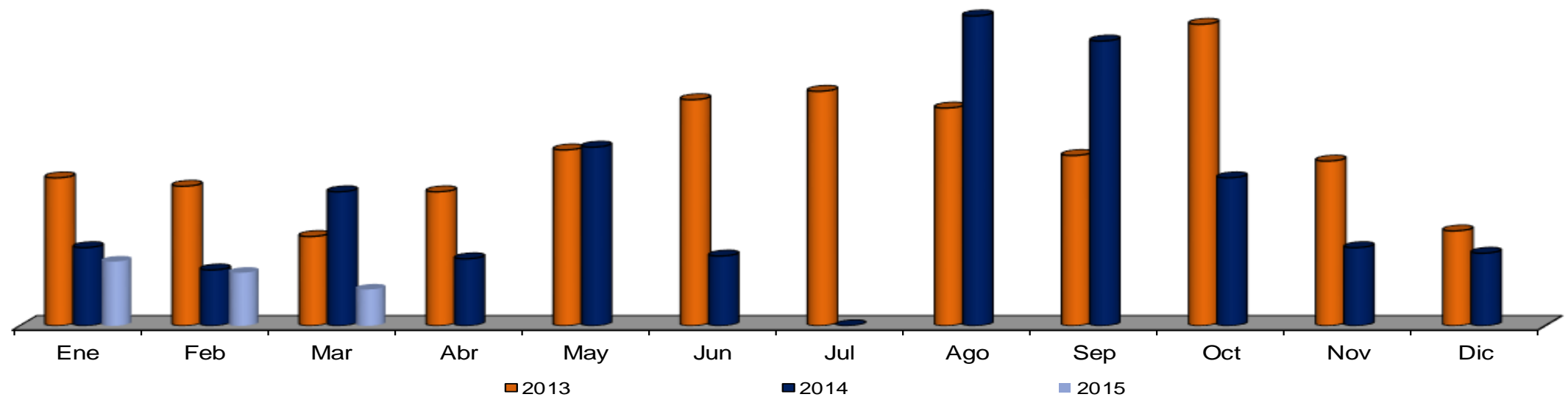
| Años/Meses | Ene | Feb | Mar | Abr | May | Jun | Jul | Ago | Sep | Oct | Nov | Dic | Total | Prom Mensual |
|------------|-----|-----|-----|-----|-----|-----|-----|-----|-----|-----|-----|-----|------------|--------------|
| 2013 | 19 | 22 | 18 | 34 | 63 | 72 | 59 | 54 | 17 | 77 | 57 | 34 | 526 | 44 |
| 2014 | 7 | 0 | 36 | 3 | 64 | 25 | 0 | 0 | 0 | 53 | 28 | 26 | 242 | 20 |
| 2015 | 23 | 19 | 13 | | | | | | | | | | 55 | 18 |



■ NOTA: Este indicador mantiene la forma anterior conjunta para el comparativo 2012

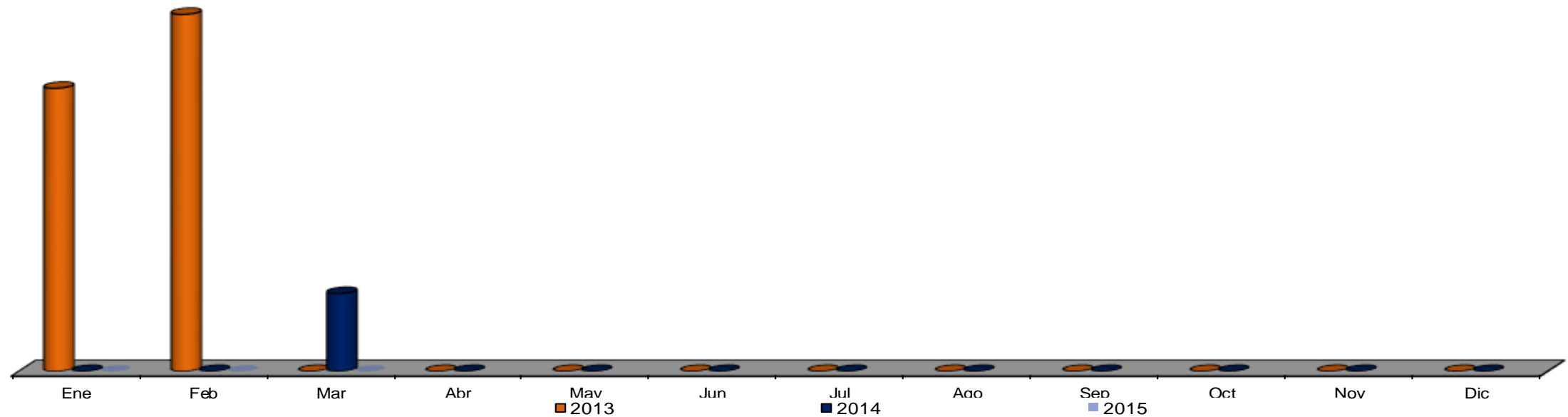
**Parques y jardines:
Total de Tala de Árboles (Pza.)**

| Años/Meses | Ene | Feb | Mar | Abr | May | Jun | Jul | Ago | Sep | Oct | Nov | Dic | Total | Prom Mensual |
|------------|-----|-----|-----|-----|-----|-----|-----|-----|-----|-----|-----|-----|-------|--------------|
| 2013 | 53 | 50 | 32 | 48 | 63 | 81 | 84 | 78 | 61 | 108 | 59 | 34 | 751 | 63 |
| 2014 | 28 | 20 | 48 | 24 | 64 | 25 | 0 | 111 | 102 | 53 | 28 | 26 | 529 | 44 |
| 2015 | 23 | 19 | 13 | | | | | | | | | | 55 | 18 |



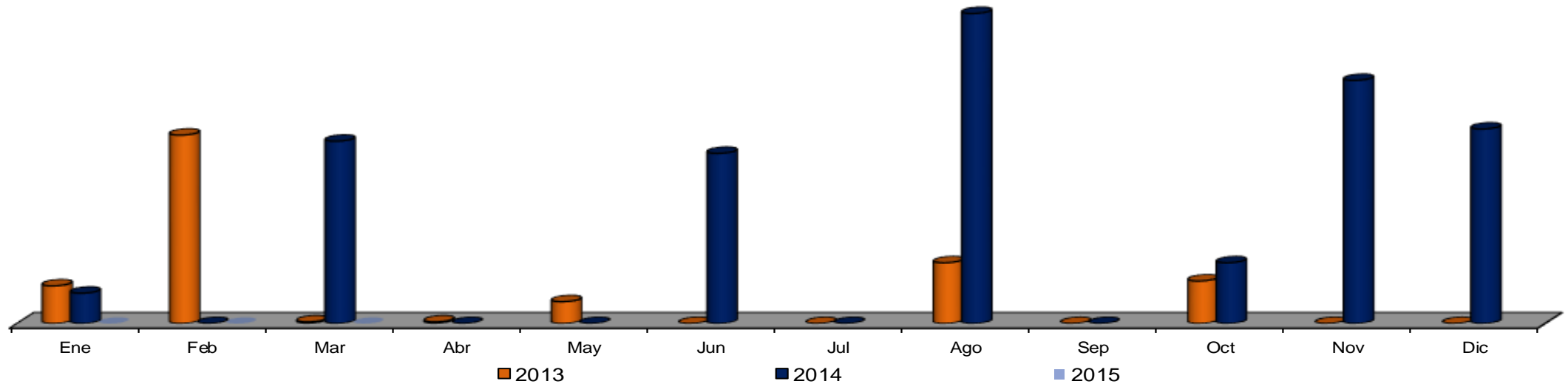
**Parques y jardines:
Triturado de arboles (Pza.)**

| Años/Meses | Ene | Feb | Mar | Abr | May | Jun | Jul | Ago | Sep | Oct | Nov | Dic | Total | Prom Mensual |
|------------|-----|-----|-----|-----|-----|-----|-----|-----|-----|-----|-----|-----|-------|--------------|
| 2013 | 69 | 87 | 0 | 0 | 0 | 0 | 0 | 0 | 0 | 0 | 0 | 0 | 156 | 13 |
| 2014 | 0 | 0 | 19 | 0 | 0 | 0 | 0 | 0 | 0 | 0 | 0 | 0 | 19 | 2 |
| 2015 | 0 | 0 | 0 | | | | | | | | | | 0 | 0 |



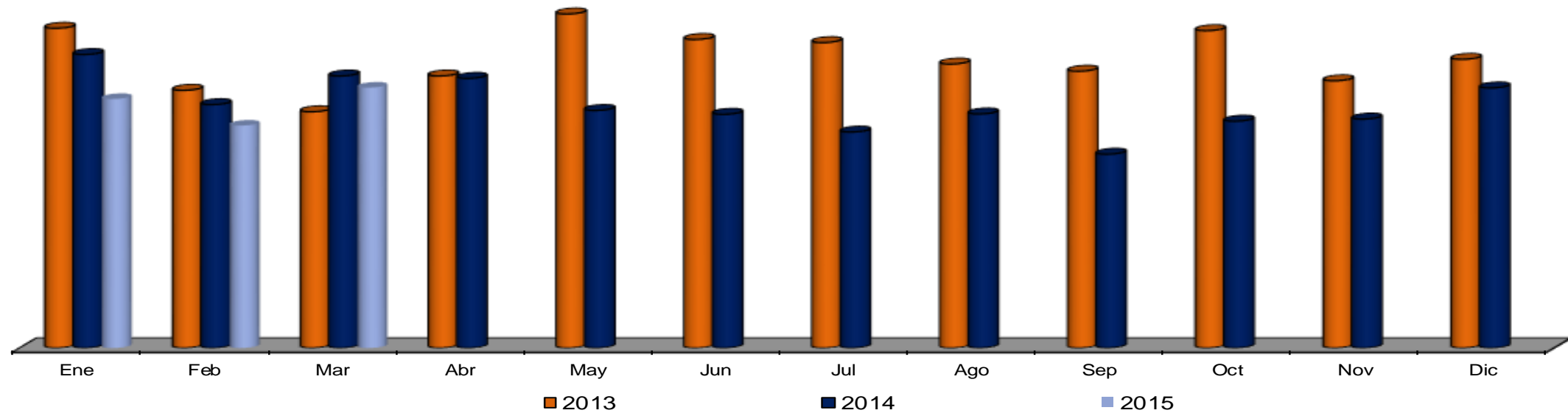
**Parques y jardines:
Instalación de pasto en rollo (M²)**

| Años/Meses | Ene | Feb | Mar | Abr | May | Jun | Jul | Ago | Sep | Oct | Nov | Dic | Total | Prom Mensual |
|------------|-----|-------|-------|-----|-----|-------|-----|-------|-----|-----|-------|-------|--------------|--------------|
| 2013 | 310 | 1,550 | 14 | 14 | 180 | 0 | 0 | 500 | 0 | 350 | 0 | 0 | 2,918 | 243 |
| 2014 | 250 | 0 | 1,500 | 0 | 0 | 1,400 | 0 | 2,550 | 0 | 500 | 2,000 | 1,600 | 9,800 | 817 |
| 2015 | 0 | 0 | 0 | | | | | | | | | | 0 | 0 |



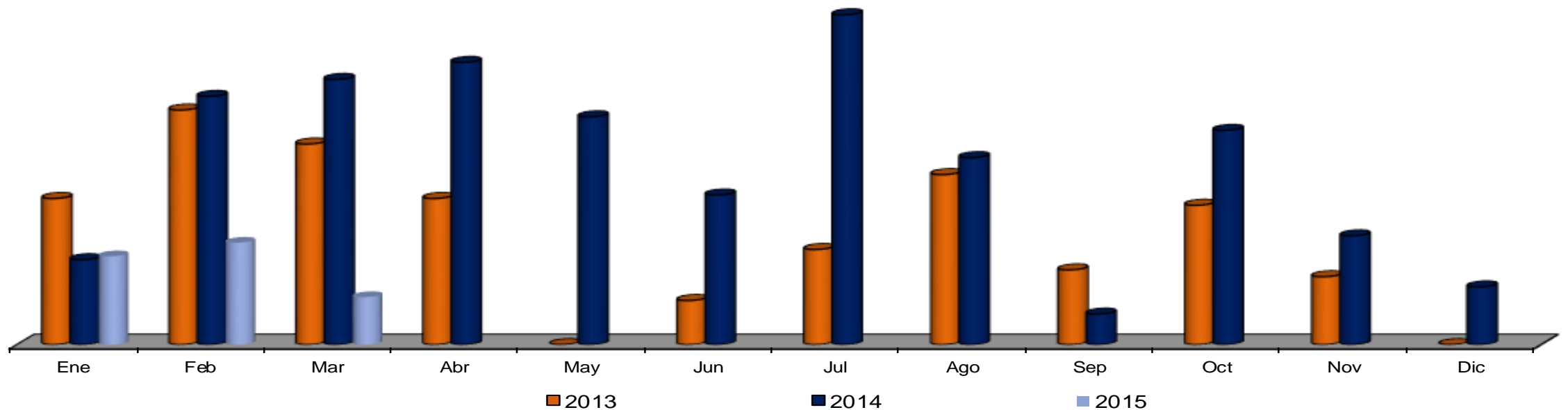
**Parques y jardines:
Recolección de basura vegetal en parques y áreas verdes (Ton.)**

| Años/Meses | Ene | Feb | Mar | Abr | May | Jun | Jul | Ago | Sep | Oct | Nov | Dic | Total | Prom Mensual |
|------------|-----|-----|-----|-----|-----|-----|-----|-----|-----|-----|-----|-----|--------------|--------------|
| 2013 | 134 | 108 | 99 | 114 | 140 | 129 | 128 | 119 | 116 | 133 | 112 | 121 | 1,453 | 121 |
| 2014 | 123 | 102 | 114 | 113 | 100 | 98 | 91 | 98 | 81 | 95 | 96 | 109 | 1,219 | 102 |
| 2015 | 104 | 93 | 109 | | | | | | | | | | 307 | 102 |



**Parques y jardines:
Pintura de juegos (Pza.)**

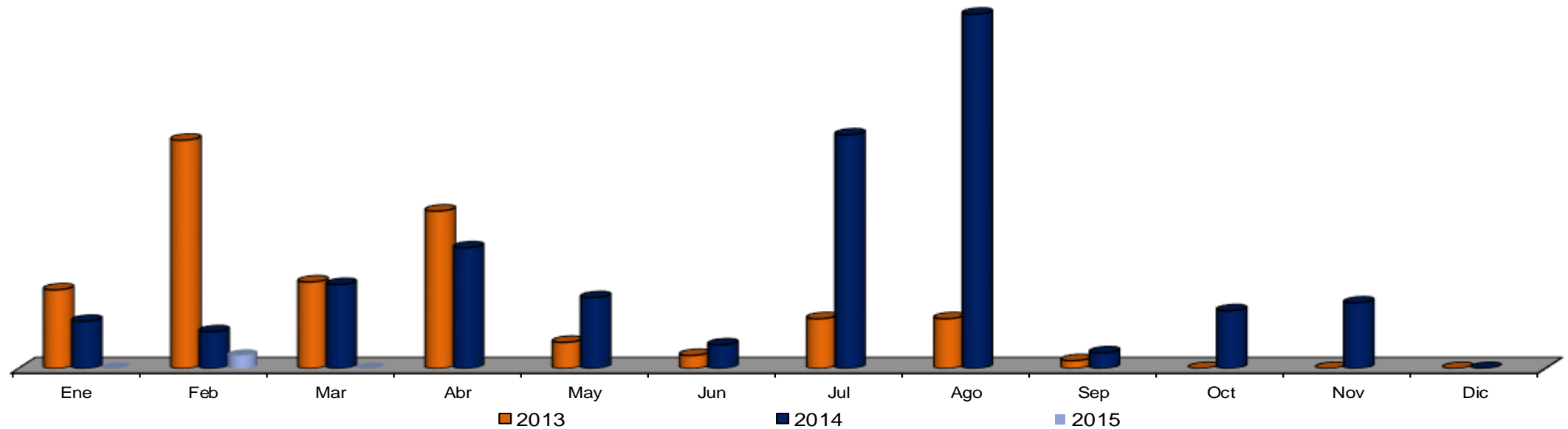
| Años/Meses | Ene | Feb | Mar | Abr | May | Jun | Jul | Ago | Sep | Oct | Nov | Dic | Total | Prom Mensual |
|------------|-----|-----|-----|-----|-----|-----|-----|-----|-----|-----|-----|-----|-------|--------------|
| 2013 | 43 | 69 | 59 | 43 | 0 | 13 | 28 | 50 | 22 | 41 | 20 | 0 | 388 | 32 |
| 2014 | 25 | 73 | 78 | 83 | 67 | 44 | 97 | 55 | 9 | 63 | 32 | 17 | 643 | 54 |
| 2015 | 26 | 30 | 14 | | | | | | | | | | 70 | 23 |





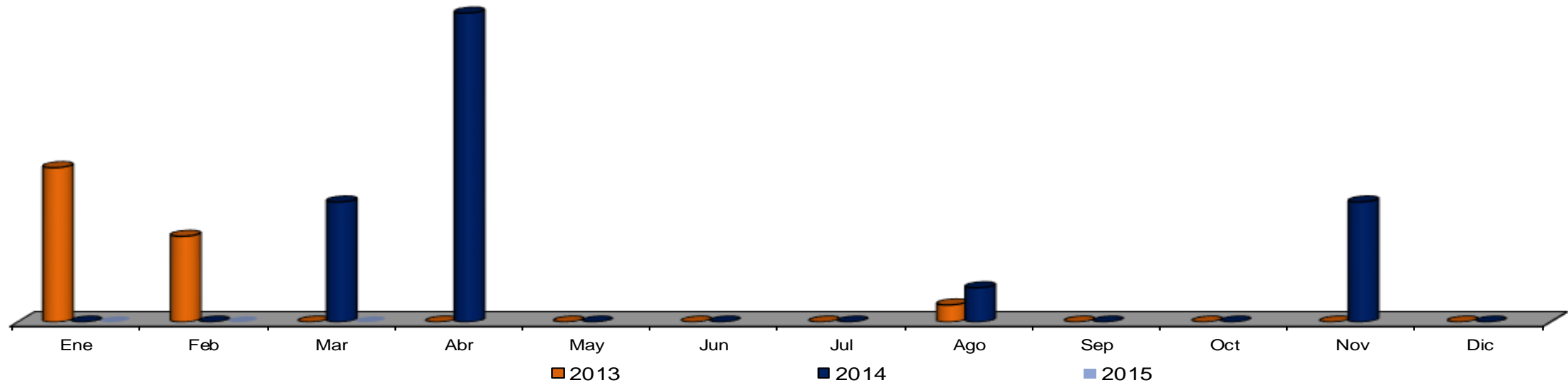
**Parques y jardines:
Pintura de bancas (Pza.)**

| Años/Meses | Ene | Feb | Mar | Abr | May | Jun | Jul | Ago | Sep | Oct | Nov | Dic | Total | Prom Mensual |
|------------|-----|-----|-----|-----|-----|-----|-----|-----|-----|-----|-----|-----|-------|--------------|
| 2013 | 30 | 87 | 33 | 60 | 10 | 5 | 19 | 19 | 3 | 0 | 0 | 0 | 266 | 22 |
| 2014 | 18 | 14 | 32 | 46 | 27 | 9 | 89 | 135 | 6 | 22 | 25 | 0 | 423 | 35 |
| 2015 | 0 | 5 | 0 | | | | | | | | | | 5 | 2 |



**Parques y jardines:
Pintura de arbotantes (Pza.)**

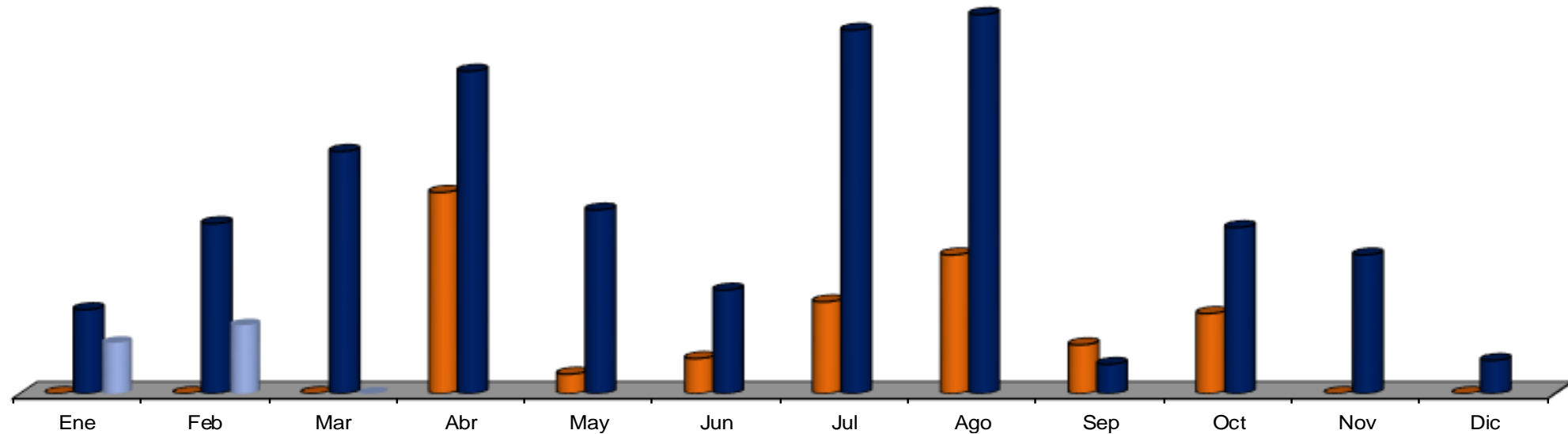
| Años/Meses | Ene | Feb | Mar | Abr | May | Jun | Jul | Ago | Sep | Oct | Nov | Dic | Total | Prom Mensual |
|------------|-----|-----|-----|-----|-----|-----|-----|-----|-----|-----|-----|-----|-------|--------------|
| 2013 | 18 | 10 | 11 | 0 | 0 | 0 | 0 | 2 | 0 | 0 | 0 | 0 | 30 | 3 |
| 2014 | 0 | 0 | 14 | 36 | 0 | 0 | 0 | 4 | 0 | 0 | 14 | 0 | 68 | 6 |
| 2015 | 0 | 0 | 0 | | | | | | | | | | 0 | 0 |



NOTA: Este indicador mantiene la forma anterior conjunta para el comparativo 2012

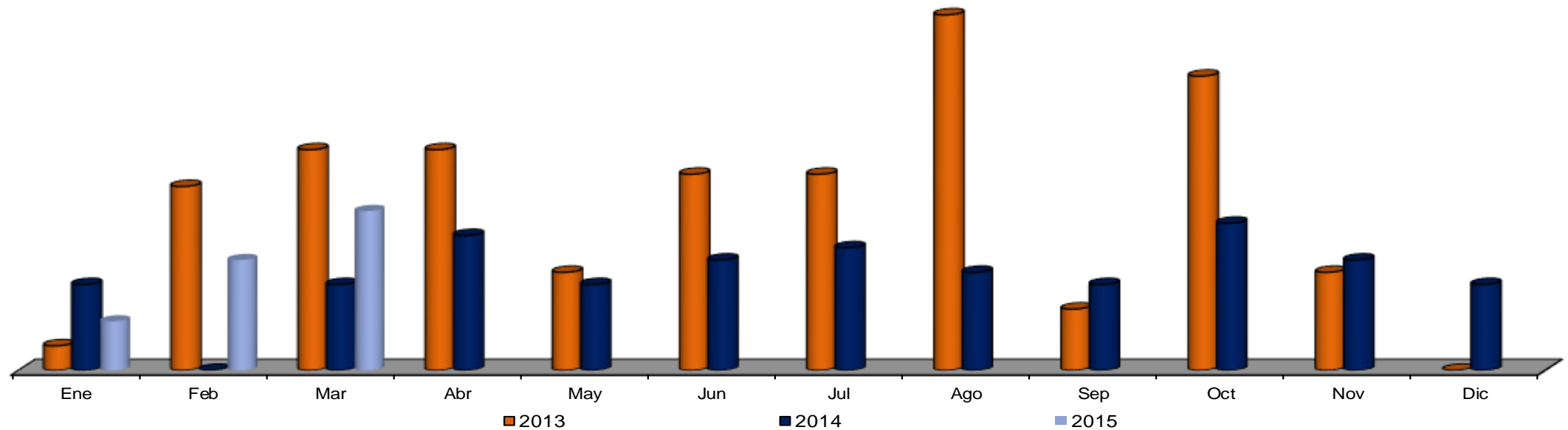
**Parques y jardines:
Pintura de arbotantes, bancas y juegos (Pza.)**

| Años/Meses | Ene | Feb | Mar | Abr | May | Jun | Jul | Ago | Sep | Oct | Nov | Dic | Total | Prom Mensual |
|------------|-----|-----|-----|-----|-----|-----|-----|-----|-----|-----|-----|-----|-------|--------------|
| 2013 | 91 | 166 | 92 | 103 | 10 | 18 | 47 | 71 | 25 | 41 | 0 | 0 | 315 | 35 |
| 2014 | 43 | 87 | 124 | 165 | 94 | 53 | 186 | 194 | 15 | 85 | 71 | 17 | 1,134 | 95 |
| 2015 | 26 | 35 | 0 | | | | | | | | | | 61 | 20 |



**Parques y jardines:
Fumigación aplicación de químico (hormiga, plaga, etc.)**

| Años/Meses | Ene | Feb | Mar | Abr | May | Jun | Jul | Ago | Sep | Oct | Nov | Dic | Total | Prom Mensual |
|------------|-----|-----|-----|-----|-----|-----|-----|-----|-----|-----|-----|-----|-------|--------------|
| 2013 | 2 | 15 | 18 | 18 | 8 | 16 | 16 | 29 | 5 | 24 | 8 | 0 | 159 | 13 |
| 2014 | 7 | 0 | 7 | 11 | 7 | 9 | 10 | 8 | 7 | 12 | 9 | 7 | 94 | 8 |
| 2015 | 4 | 9 | 13 | | | | | | | | | | 26 | 9 |



SECRETARÍA DE
**SERVICIOS
PÚBLICOS**



SAN PEDRO
G A R Z A G A R C Í A

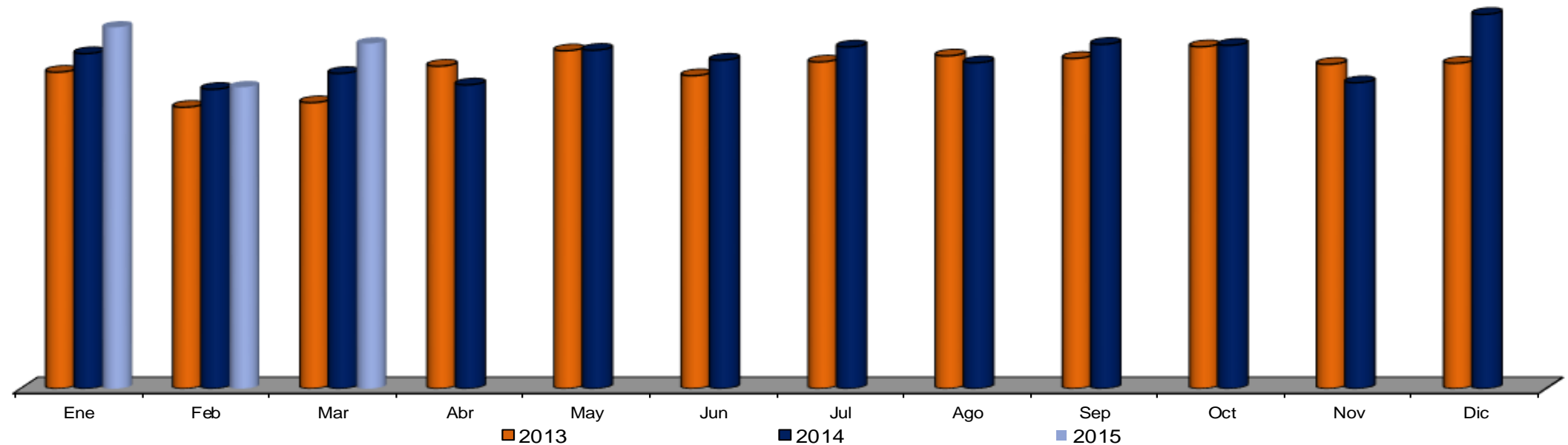
PEDRO
G A R C Í A

Coordinación de Inspección y Vigilancia

Jefatura de Recolección de Basura Domiciliaria “PASA” y Lotes Baldíos

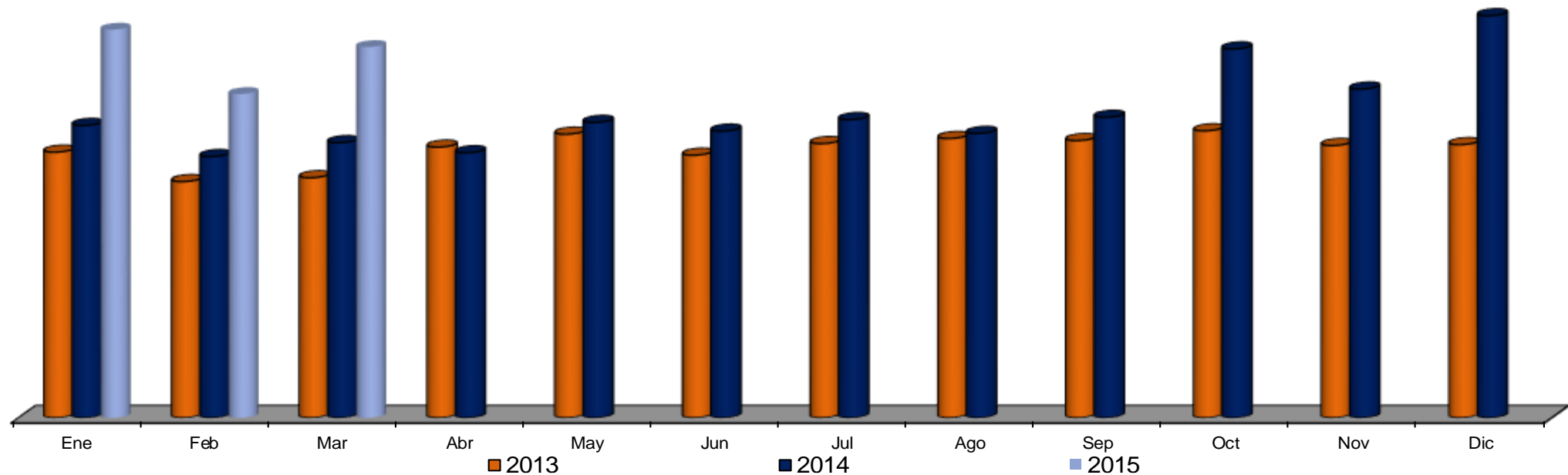
Recolección de basura domiciliar por parte de Recolector (Ton.)

| Años/Meses | Ene | Feb | Mar | Abr | May | Jun | Jul | Ago | Sep | Oct | Nov | Dic | Total | Prom Mensual |
|------------|-------|-------|-------|-------|-------|-------|-------|-------|-------|-------|-------|-------|--------|--------------|
| 2013 | 3,378 | 3,004 | 3,053 | 3,442 | 3,607 | 3,341 | 3,487 | 3,552 | 3,526 | 3,649 | 3,463 | 3,474 | 40,976 | 3,415 |
| 2014 | 3,576 | 3,195 | 3,365 | 3,243 | 3,613 | 3,507 | 3,647 | 3,479 | 3,676 | 3,665 | 3,266 | 3,995 | 42,226 | 3,519 |
| 2015 | 3,857 | 3,217 | 3,684 | | | | | | | | | | 10,758 | 3,586 |



Pago por recolección de basura domiciliar (\$ Pesos)

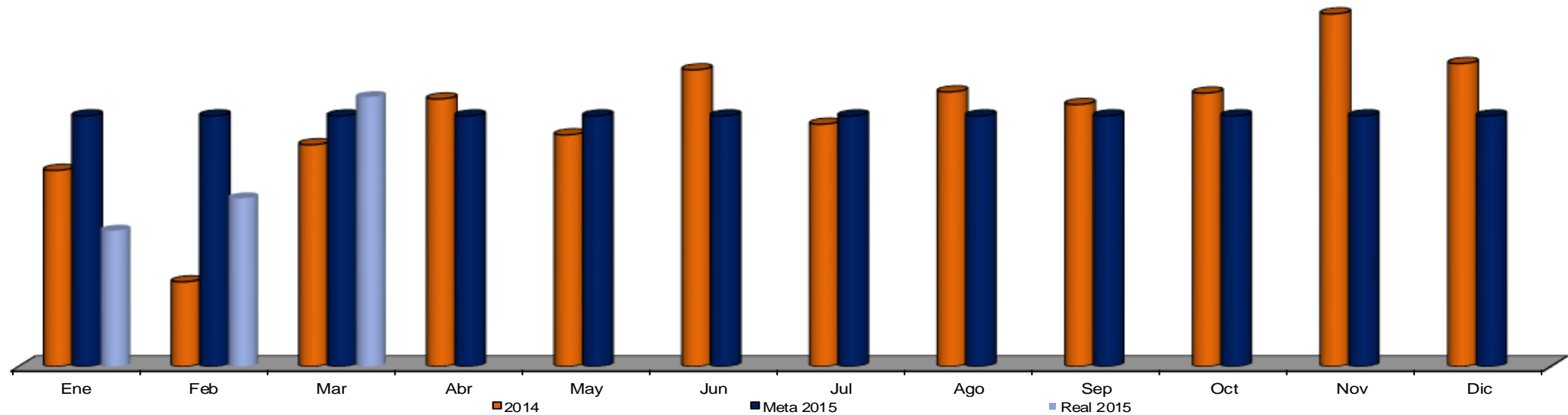
| Años/Meses | Ene | Feb | Mar | Abr | May | Jun | Jul | Ago | Sep | Oct | Nov | Dic | Total | Prom Mensual |
|------------|-----------|-----------|-----------|-----------|-----------|-----------|-----------|-----------|-----------|-----------|-----------|-----------|------------|--------------|
| 2013 | 1,175,669 | 1,045,350 | 1,062,427 | 1,197,955 | 1,255,184 | 1,162,296 | 1,213,615 | 1,236,211 | 1,226,944 | 1,269,981 | 1,205,002 | 1,208,942 | 14,259,575 | 1,188,298 |
| 2014 | 1,293,889 | 1,156,117 | 1,217,578 | 1,173,228 | 1,307,287 | 1,268,873 | 1,319,505 | 1,258,597 | 1,329,955 | 1,632,400 | 1,454,722 | 1,779,542 | 16,191,692 | 1,349,308 |
| 2015 | 1,717,973 | 1,433,185 | 1,640,952 | | | | | | | | | | 4,792,110 | 1,597,370 |



POA

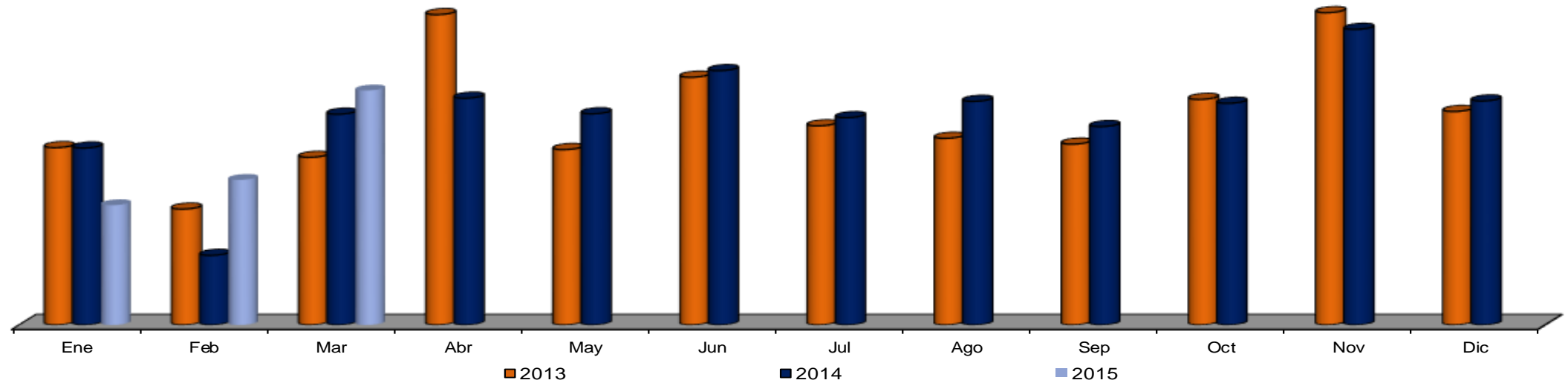
Lotes baldíos inspeccionados

| Años/Meses | Ene | Feb | Mar | Abr | May | Jun | Jul | Ago | Sep | Oct | Nov | Dic | Total | Prom Mensual |
|-------------|------|------|-----|-------|-------|-------|-------|-------|-------|-------|-------|-------|-------|--------------|
| 2014 | 498 | 215 | 563 | 679 | 588 | 753 | 615 | 697 | 665 | 694 | 895 | 769 | 1,276 | 636 |
| Meta 2015 | 636 | 636 | 636 | 636 | 636 | 636 | 636 | 636 | 636 | 636 | 636 | 636 | 7,632 | 636 |
| Real 2015 | 345 | 427 | 684 | | | | | | | | | | 1,456 | 485 |
| Diferencia | -291 | -209 | 48 | -636 | -636 | -636 | -636 | -636 | -636 | -636 | -636 | -636 | -6176 | |
| Dif % | -46% | -33% | 8% | -100% | -100% | -100% | -100% | -100% | -100% | -100% | -100% | -100% | | |



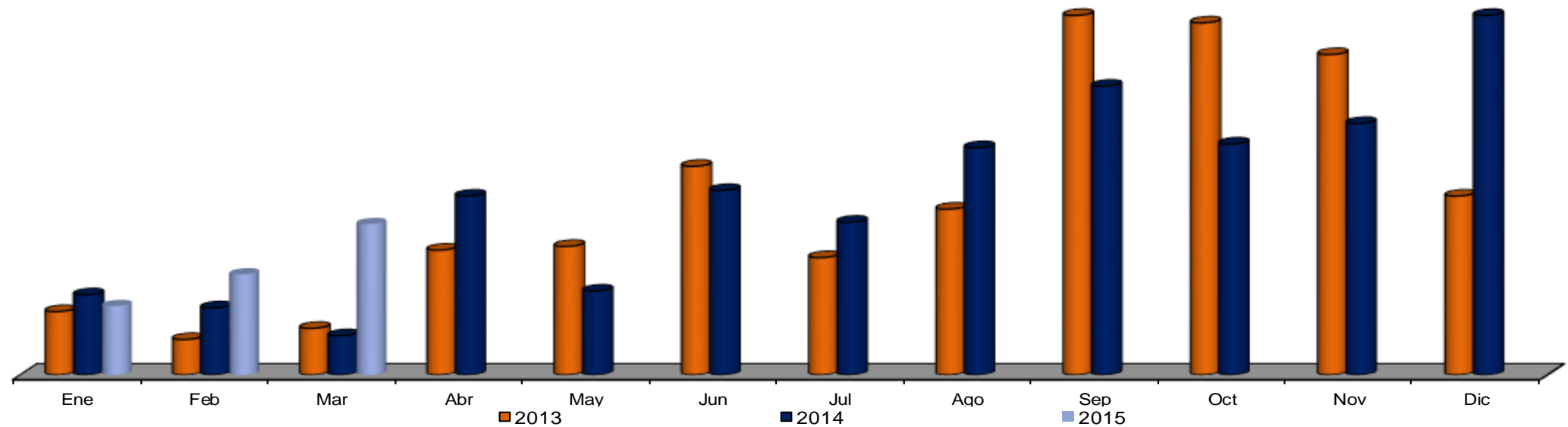
Limpieza de lotes baldíos por propietarios

| Años/Meses | Ene | Feb | Mar | Abr | May | Jun | Jul | Ago | Sep | Oct | Nov | Dic | Total | Prom Mensual |
|------------|-----|-----|-----|-----|-----|-----|-----|-----|-----|-----|-----|-----|-------|--------------|
| 2013 | 456 | 298 | 431 | 798 | 451 | 637 | 512 | 480 | 465 | 580 | 803 | 549 | 6,460 | 538 |
| 2014 | 455 | 179 | 542 | 583 | 543 | 654 | 533 | 575 | 510 | 570 | 760 | 576 | 6,480 | 540 |
| 2015 | 308 | 373 | 603 | | | | | | | | | | 1,284 | 428 |



Amonestaciones aplicadas lotes baldíos (reglamento de limpia)

| Años/Meses | Ene | Feb | Mar | Abr | May | Jun | Jul | Ago | Sep | Oct | Nov | Dic | Total | Prom Mensual |
|------------|-----|-----|-----|-----|-----|-----|-----|-----|-----|-----|-----|-----|-------|--------------|
| 2013 | 34 | 19 | 25 | 67 | 69 | 112 | 63 | 89 | 193 | 189 | 172 | 96 | 1,128 | 94 |
| 2014 | 43 | 36 | 21 | 96 | 45 | 99 | 82 | 122 | 155 | 124 | 135 | 193 | 1,151 | 96 |
| 2015 | 37 | 54 | 81 | | | | | | | | | | 172 | 57 |



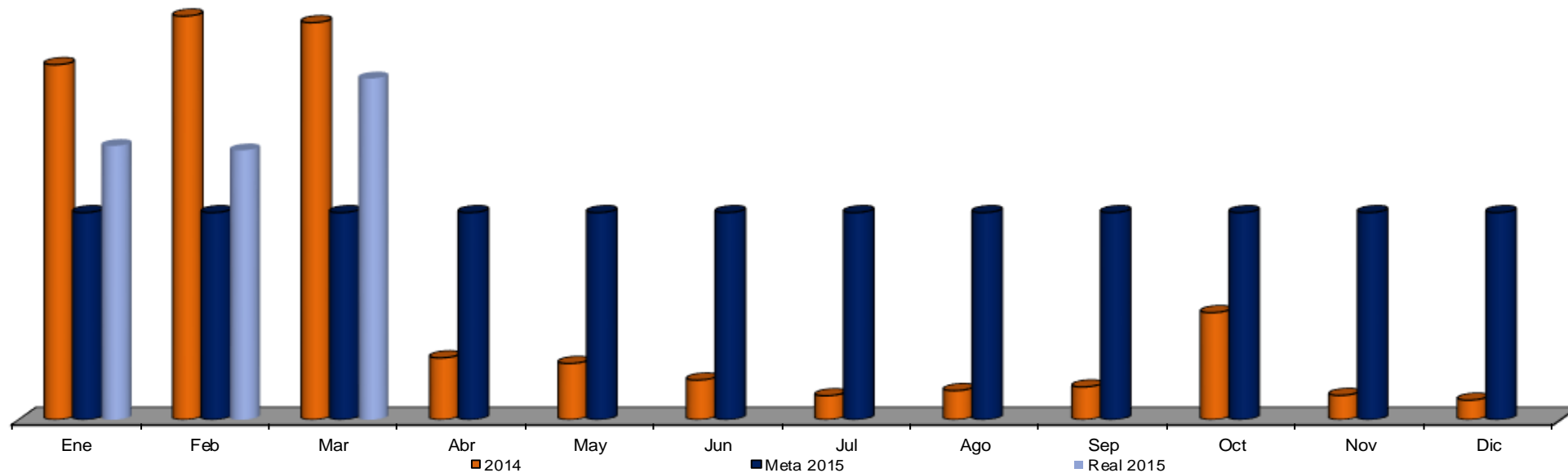


Jefatura de Recolección de Basura Comercial

POA

Monto ingresado por Limpieza y recolección de desechos en comercios y recargos (\$ Pesos)

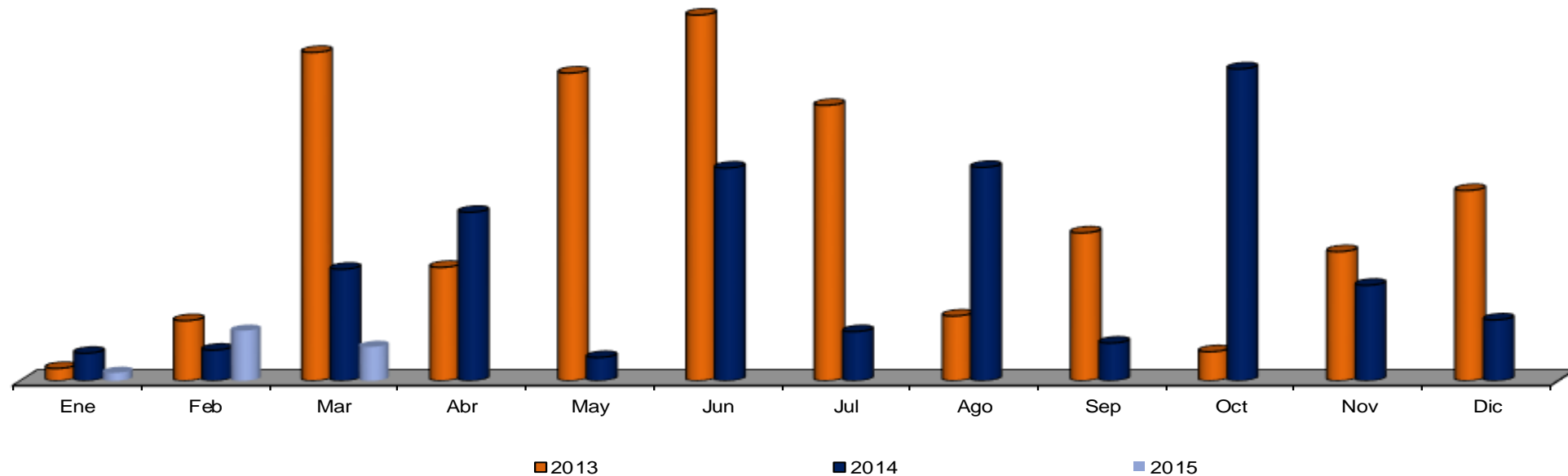
| Años/Meses | Ene | Feb | Mar | Abr | May | Jun | Jul | Ago | Sep | Oct | Nov | Dic | Total | Prom Mensual |
|-------------|---------|---------|---------|----------|----------|----------|----------|----------|----------|----------|----------|----------|-----------|--------------|
| 2014 | 174,481 | 198,342 | 195,128 | 30,387 | 27,631 | 19,479 | 11,757 | 14,292 | 16,112 | 52,620 | 11,935 | 9,613 | 567,951 | 63,481 |
| Meta 2015 | 101,773 | 101,773 | 101,773 | 101,773 | 101,773 | 101,773 | 101,773 | 101,773 | 101,773 | 101,773 | 101,773 | 101,773 | 1,221,276 | 101,773 |
| Real 2015 | 134,543 | 132,392 | 167,680 | | | | | | | | | | 434,615 | 144,872 |
| Diferencia | 32,770 | 30,619 | 65,907 | -101,773 | -101,773 | -101,773 | -101,773 | -101,773 | -101,773 | -101,773 | -101,773 | -101,773 | -786661 | |
| Dif % | 32% | 30% | 65% | -100% | -100% | -100% | -100% | -100% | -100% | -100% | -100% | -100% | -64% | |



Jefatura de Roturas de Pavimento

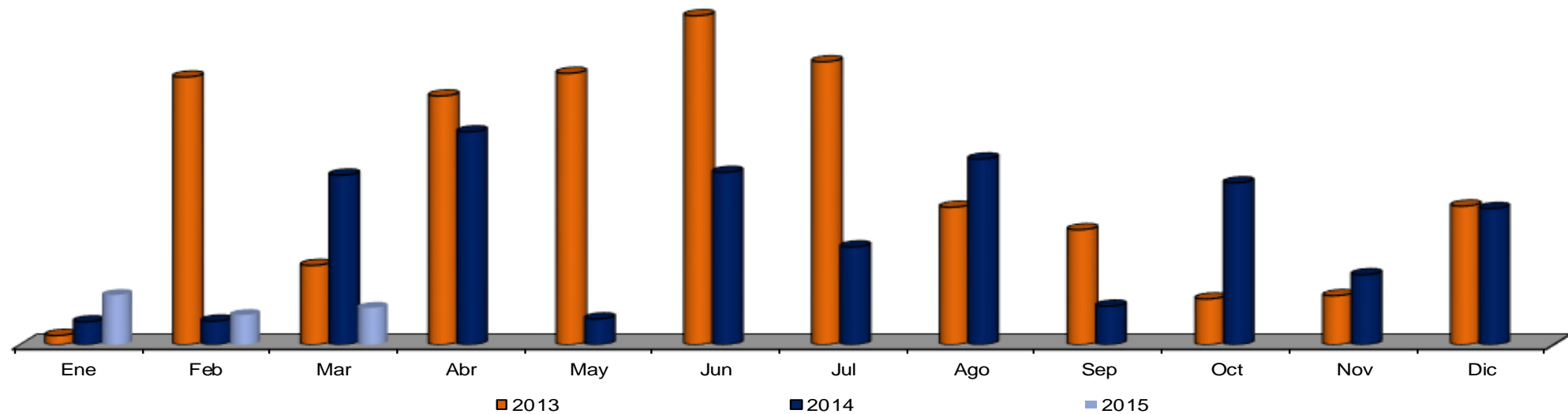
Monto Ingresado por Pago de Rotura Pavimento (\$ Pesos)

| Años/Meses | Ene | Feb | Mar | Abr | May | Jun | Jul | Ago | Sep | Oct | Nov | Dic | Total | Prom Mensual |
|------------|--------|---------|---------|---------|---------|---------|---------|---------|---------|---------|---------|---------|-----------|--------------|
| 2013 | 33,861 | 164,009 | 895,631 | 309,528 | 839,289 | 997,554 | 751,378 | 176,795 | 403,455 | 79,331 | 352,294 | 519,051 | 5,522,176 | 460,181 |
| 2014 | 75,180 | 83,776 | 304,295 | 459,591 | 63,589 | 580,124 | 134,244 | 582,059 | 102,954 | 850,546 | 260,749 | 166,206 | 3,663,311 | 305,276 |
| 2015 | 21,786 | 136,695 | 92,532 | | | | | | | | | | 251,013 | 83,671 |



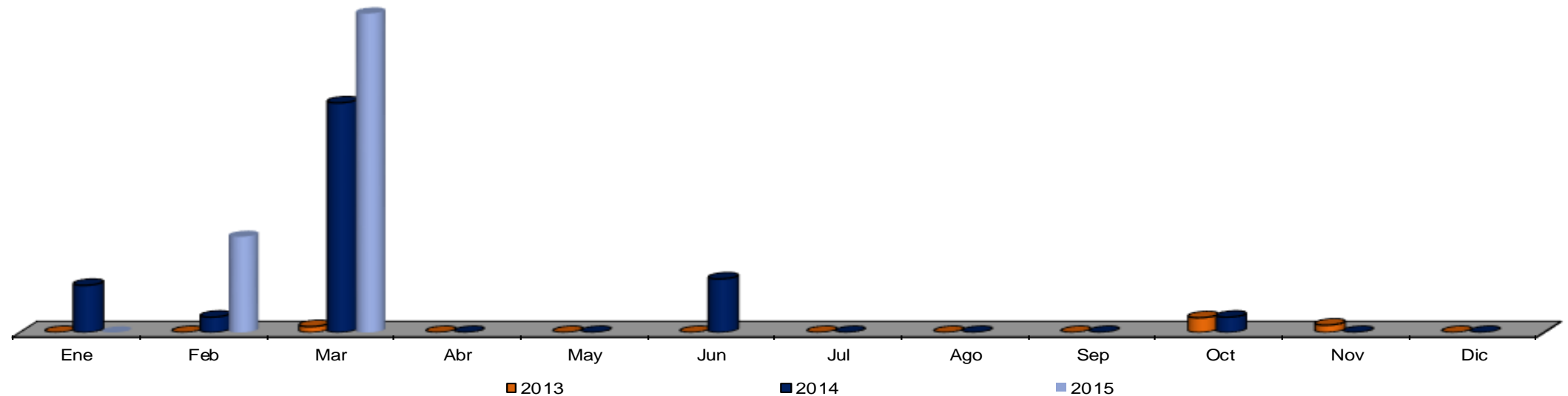
Monto ingresado por pago de ocupación de la vía pública (\$ Pesos)

| Años/Meses | Ene | Feb | Mar | Abr | May | Jun | Jul | Ago | Sep | Oct | Nov | Dic | Total | Prom Mensual |
|------------|--------|--------|--------|--------|--------|--------|--------|--------|--------|--------|--------|--------|---------|--------------|
| 2013 | 2,625 | 75,809 | 22,474 | 70,440 | 76,860 | 93,163 | 80,129 | 38,932 | 32,580 | 12,970 | 13,896 | 39,263 | 559,142 | 46,595 |
| 2014 | 6,487 | 6,704 | 48,032 | 60,292 | 7,314 | 48,805 | 27,713 | 52,601 | 10,927 | 45,853 | 19,838 | 38,575 | 373,141 | 31,095 |
| 2015 | 14,077 | 8,418 | 10,456 | | | | | | | | | | 32,951 | 10,984 |



Monto ingresado por pago de multas por rotura pavimento (\$ Pesos)

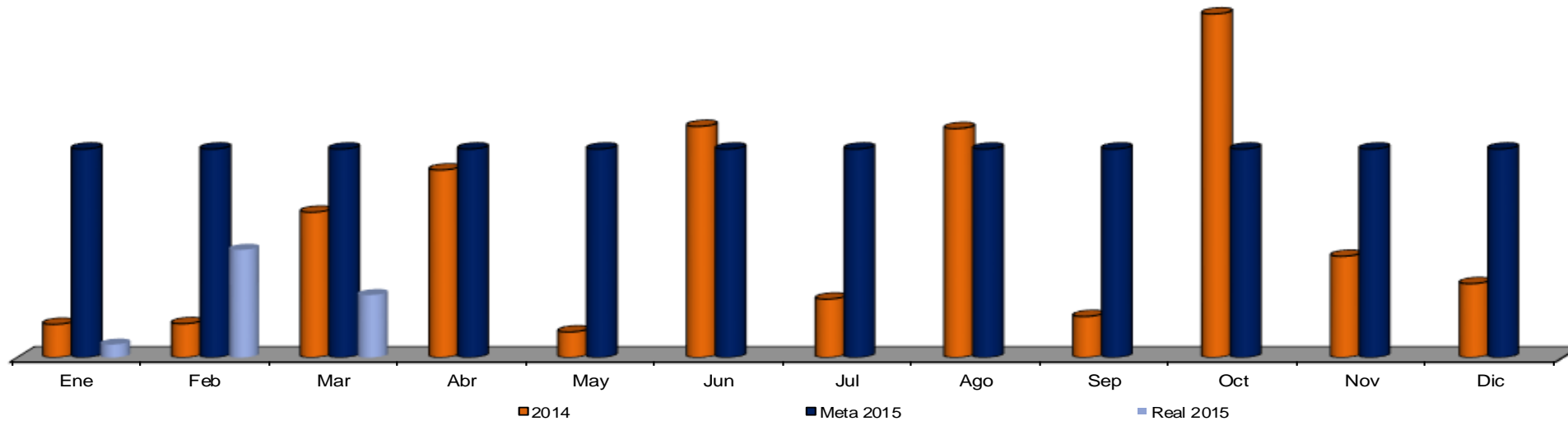
| Años/Meses | Ene | Feb | Mar | Abr | May | Jun | Jul | Ago | Sep | Oct | Nov | Dic | Total | Prom Mensual |
|------------|--------|--------|--------|-----|-----|--------|-----|-----|-----|-------|-------|-----|--------|--------------|
| 2013 | 0 | 0 | 1,295 | 0 | 0 | 0 | 0 | 0 | 0 | 3,238 | 1,619 | 0 | 6,152 | 513 |
| 2014 | 10,362 | 3,365 | 50,468 | 0 | 0 | 11,776 | 0 | 0 | 0 | 3,365 | 0 | 0 | 79,335 | 6,611 |
| 2015 | 0 | 21,030 | 70,100 | | | | | | | | | | 91,130 | 30,377 |



POA

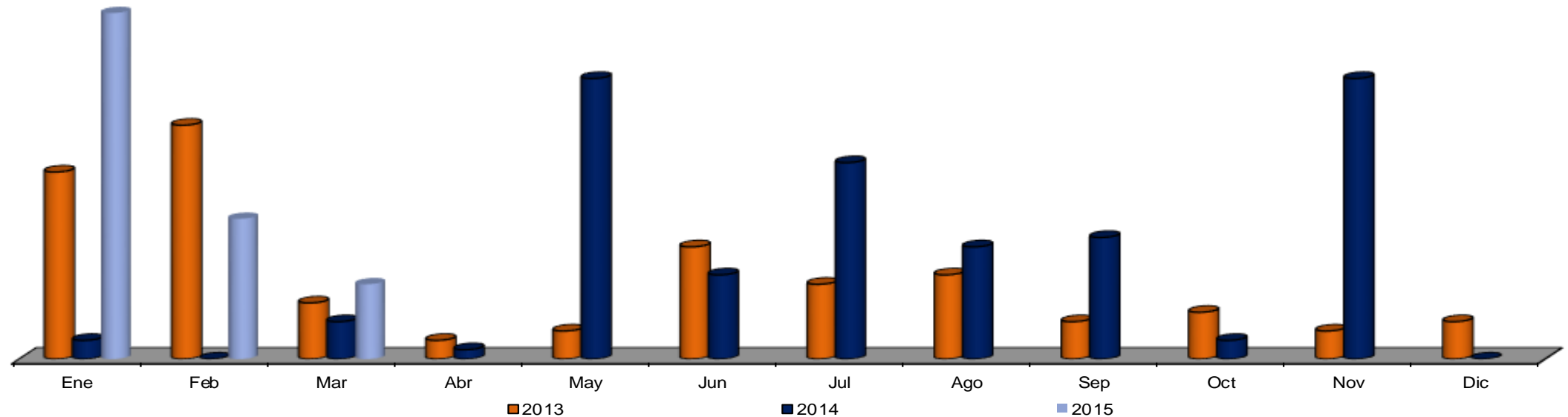
Monto Ingresado por Pago de Rotura Pavimento, Ocupación y Sanciones (\$ Pesos)

| Años/Meses | Ene | Feb | Mar | Abr | May | Jun | Jul | Ago | Sep | Oct | Nov | Dic | Total | Prom Mensual |
|-------------------|----------|----------|----------|----------|----------|----------|----------|----------|----------|----------|----------|----------|-----------|--------------|
| 2014 | 92,029 | 93,844 | 402,794 | 519,883 | 70,903 | 640,704 | 161,957 | 634,659 | 113,881 | 952,383 | 280,587 | 204,781 | 588,667 | 347,367 |
| Meta 2015 | 577,951 | 577,951 | 577,951 | 577,951 | 577,951 | 577,951 | 577,951 | 577,951 | 577,951 | 577,951 | 577,951 | 577,951 | 6,935,412 | 577,951 |
| Real 2015 | 35,863 | 298,534 | 173,089 | | | | | | | | | | 507,486 | 169,162 |
| Diferencia | -542,088 | -279,417 | -404,862 | -577,951 | -577,951 | -577,951 | -577,951 | -577,951 | -577,951 | -577,951 | -577,951 | -577,951 | | |
| Dif % | -94% | -48% | -70% | -100% | -100% | -100% | -100% | -100% | -100% | -100% | -100% | -100% | | |



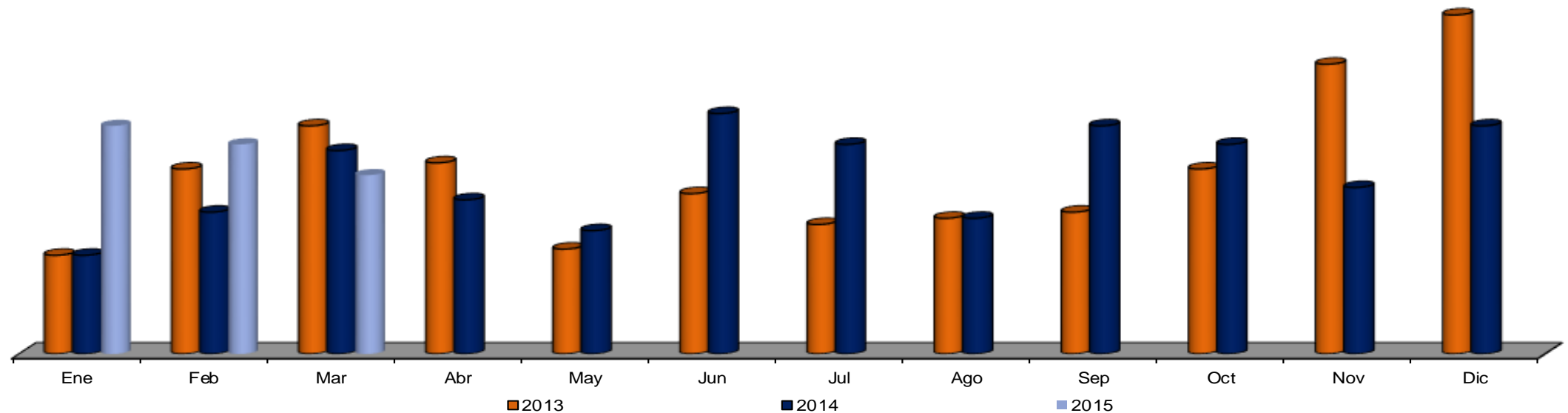
Nivelación de registros por empresas

| Años/Meses | Ene | Feb | Mar | Abr | May | Jun | Jul | Ago | Sep | Oct | Nov | Dic | Total | Prom Mensual |
|------------|-----|-----|-----|-----|-----|-----|-----|-----|-----|-----|-----|-----|-------|--------------|
| 2013 | 20 | 25 | 6 | 2 | 3 | 12 | 8 | 9 | 4 | 5 | 3 | 4 | 101 | 8 |
| 2014 | 2 | 0 | 4 | 1 | 30 | 9 | 21 | 12 | 13 | 2 | 30 | 0 | 124 | 10 |
| 2015 | 37 | 15 | 8 | | | | | | | | | | 60 | 20 |



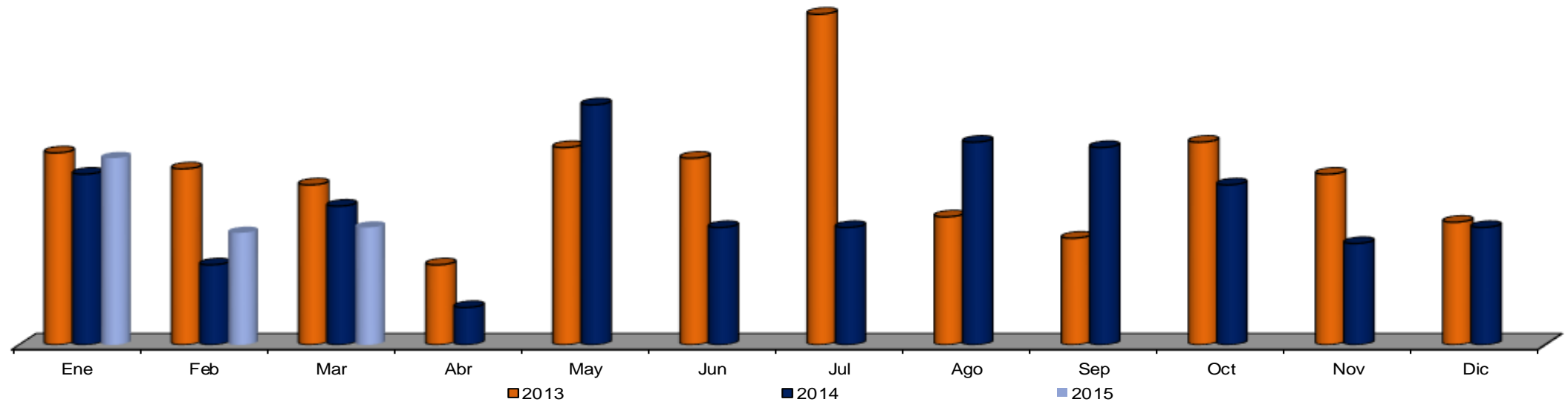
Permisos para construcción en vía pública

| Años/Meses | Ene | Feb | Mar | Abr | May | Jun | Jul | Ago | Sep | Oct | Nov | Dic | Total | Prom Mensual |
|------------|-----|-----|-----|-----|-----|-----|-----|-----|-----|-----|-----|-----|-------|--------------|
| 2013 | 16 | 30 | 37 | 31 | 17 | 26 | 21 | 22 | 23 | 30 | 47 | 55 | 355 | 30 |
| 2014 | 16 | 23 | 33 | 25 | 20 | 39 | 34 | 22 | 37 | 34 | 27 | 37 | 347 | 29 |
| 2015 | 37 | 34 | 29 | | | | | | | | | | 100 | 33 |



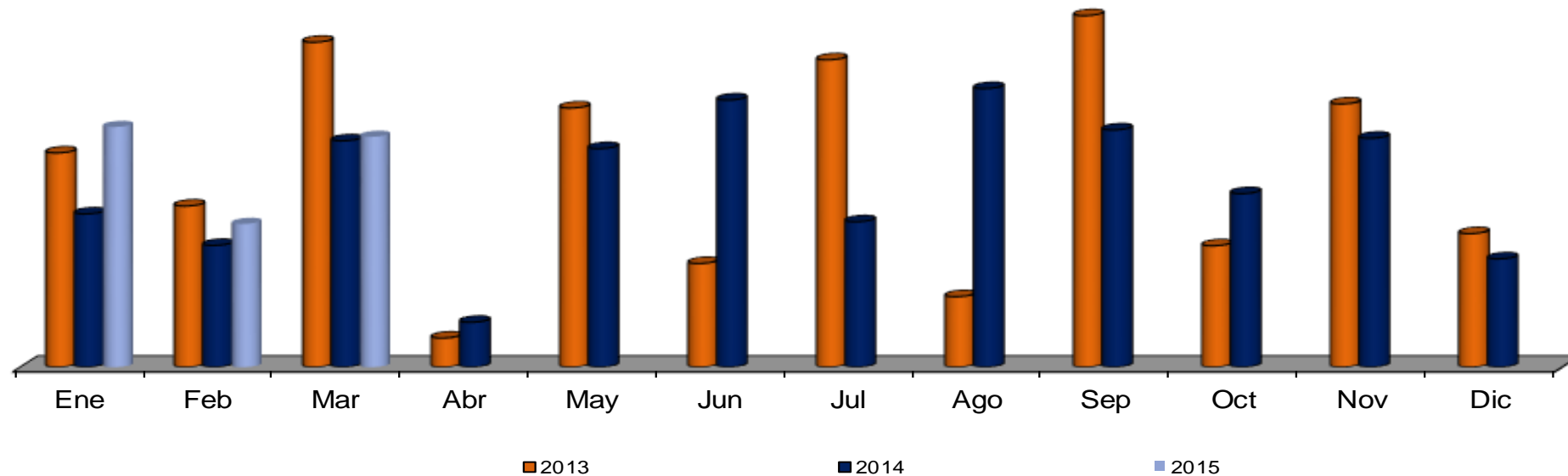
Permisos otorgados para anuncios

| Años/Meses | Ene | Feb | Mar | Abr | May | Jun | Jul | Ago | Sep | Oct | Nov | Dic | Total | Prom Mensual |
|------------|-----|-----|-----|-----|-----|-----|-----|-----|-----|-----|-----|-----|-------|--------------|
| 2013 | 36 | 33 | 30 | 15 | 37 | 35 | 62 | 24 | 20 | 38 | 32 | 23 | 385 | 32 |
| 2014 | 32 | 15 | 26 | 7 | 45 | 22 | 22 | 38 | 37 | 30 | 19 | 22 | 315 | 26 |
| 2015 | 35 | 21 | 22 | | | | | | | | | | 78 | 26 |



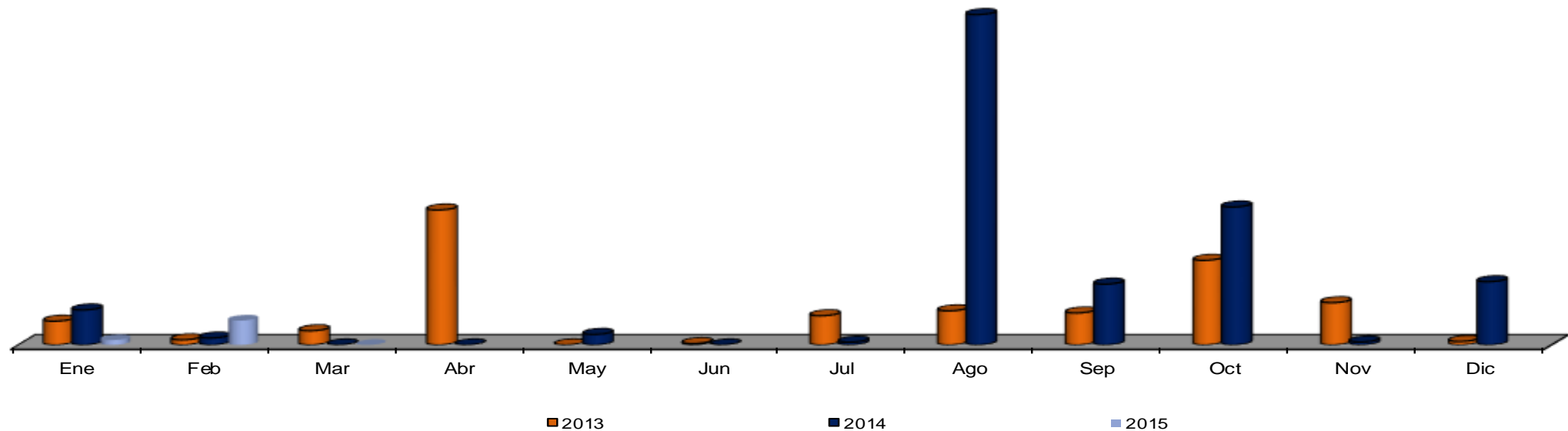
Ingresos generados por los DERECHOS de las licencias de anuncios (\$ Pesos)

| Años/Meses | Ene | Feb | Mar | Abr | May | Jun | Jul | Ago | Sep | Oct | Nov | Dic | Total | Prom Mensual |
|------------|---------|---------|---------|--------|---------|---------|---------|---------|---------|---------|---------|---------|-----------|--------------|
| 2013 | 464,081 | 349,091 | 703,932 | 63,057 | 561,386 | 224,637 | 665,834 | 152,752 | 761,503 | 263,032 | 570,277 | 289,298 | 5,068,880 | 422,407 |
| 2014 | 331,966 | 263,749 | 490,309 | 97,242 | 473,400 | 578,674 | 314,986 | 603,572 | 513,897 | 375,904 | 495,882 | 234,625 | 4,774,205 | 397,850 |
| 2015 | 520,314 | 310,209 | 499,019 | | | | | | | | | | 1,329,542 | 443,181 |



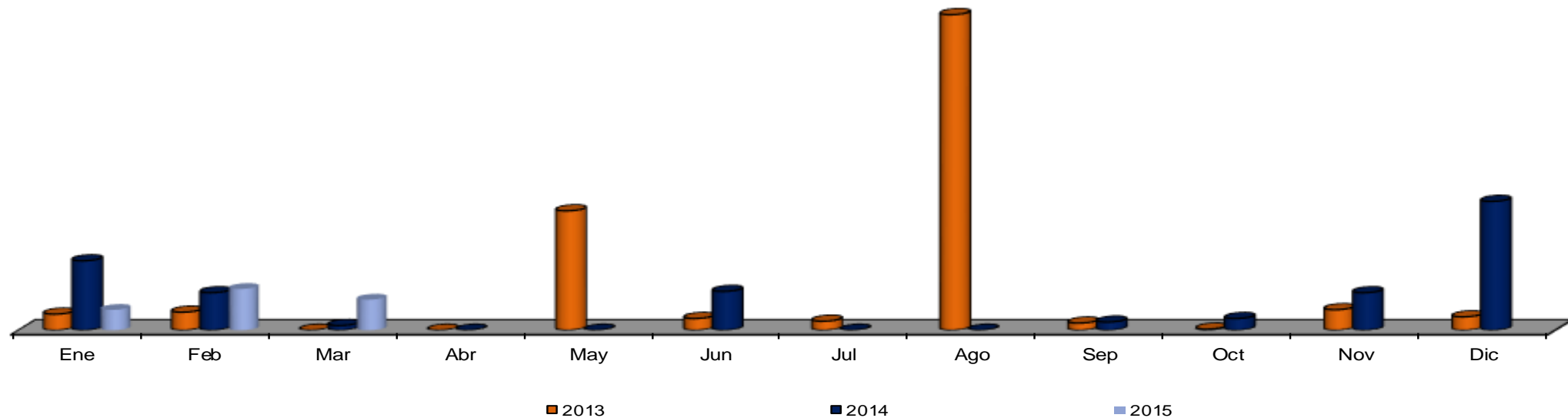
Ingresos generados por los RECARGOS de las licencias de anuncios

| Años/Meses | Ene | Feb | Mar | Abr | May | Jun | Jul | Ago | Sep | Oct | Nov | Dic | Total | Prom Mensual |
|------------|-------|-------|-------|-------|-----|-----|-------|--------|-------|--------|-------|-------|--------|--------------|
| 2013 | 1,745 | 376 | 1,042 | 9,922 | 0 | 103 | 2,147 | 2,508 | 2,352 | 6,219 | 3,106 | 256 | 29,777 | 2,481 |
| 2014 | 2,575 | 509 | 0 | 0 | 775 | 0 | 202 | 24,284 | 4,473 | 10,141 | 216 | 4,647 | 47,822 | 3,985 |
| 2015 | 355 | 1,789 | 0 | | | | | | | | | | 2,144 | 715 |



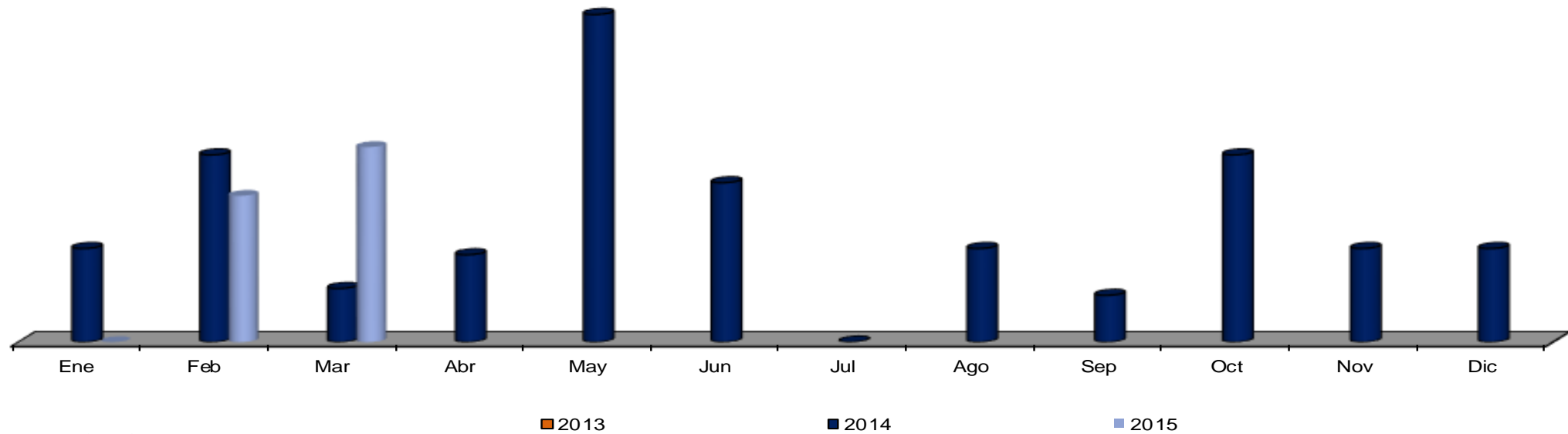
Ingresos generados por las SANCIONES de las licencias de anuncios (\$ Pesos)

| Años/Meses | Ene | Feb | Mar | Abr | May | Jun | Jul | Ago | Sep | Oct | Nov | Dic | Total | Prom Mensual |
|------------|--------|--------|--------|-----|---------|--------|--------|---------|--------|--------|--------|---------|---------|--------------|
| 2013 | 23,066 | 25,904 | 0 | 0 | 171,505 | 16,837 | 12,952 | 453,320 | 10,297 | 1,619 | 29,466 | 19,190 | 764,156 | 63,680 |
| 2014 | 99,670 | 53,832 | 6,729 | 0 | 0 | 55,716 | 0 | 0 | 11,776 | 16,823 | 53,832 | 185,048 | 483,425 | 40,285 |
| 2015 | 29,175 | 59,230 | 43,813 | | | | | | | | | | 132,217 | 44,072 |



Ingresos generados en la limpieza de eventos en vía pública (\$ Pesos)

| Años/Meses | Ene | Feb | Mar | Abr | May | Jun | Jul | Ago | Sep | Oct | Nov | Dic | Total | Prom Mensual |
|------------|-------|--------|--------|-------|--------|--------|-----|-------|-------|--------|-------|-------|---------|--------------|
| 2013 | | | | | | | | | | | | | 0 | #¡DIV/0! |
| 2014 | 6,729 | 13,458 | 3,856 | 6,279 | 23,552 | 11,458 | 0 | 6,729 | 3,365 | 13,458 | 6,729 | 6,729 | 102,341 | 8,528 |
| 2015 | 0 | 10,515 | 14,020 | | | | | | | | | | 24,535 | 8,178 |

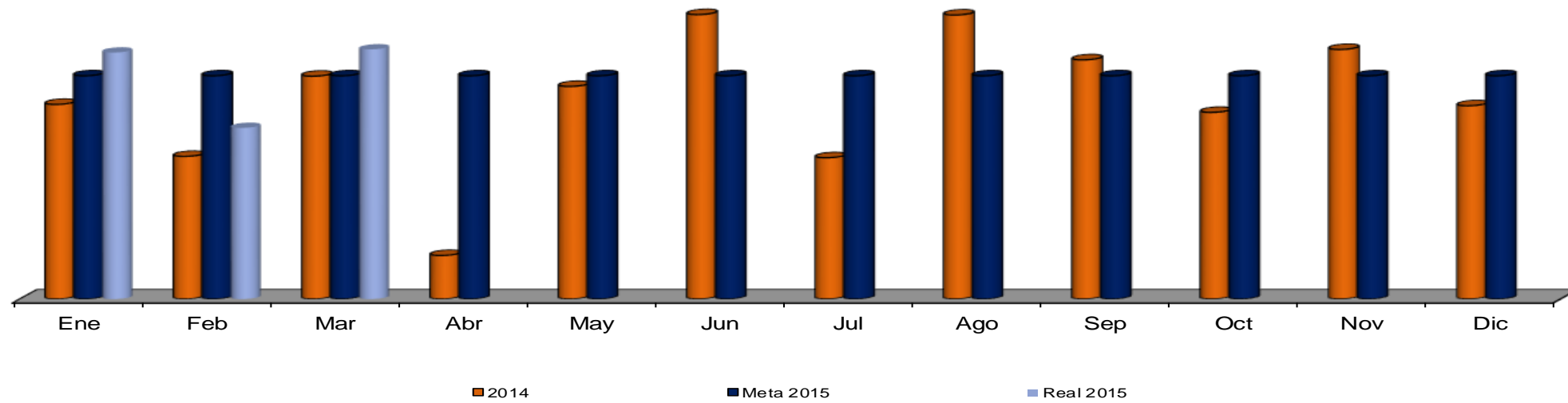


NOTA: Este indicador no existía anteriormente

POA

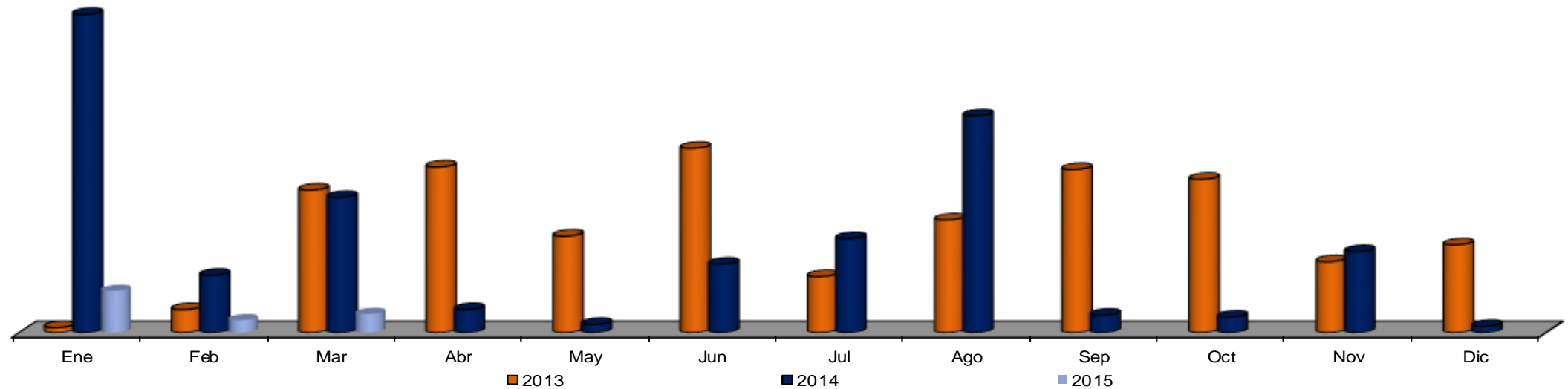
Ingresos totales por licencias de anuncios, sanciones y recargos (\$ Pesos)

| Años/Meses | Ene | Feb | Mar | Abr | May | Jun | Jul | Ago | Sep | Oct | Nov | Dic | Total | Prom Mensual |
|------------|---------|----------|---------|----------|----------|----------|----------|----------|----------|----------|----------|----------|------------|--------------|
| 2014 | 434,211 | 318,090 | 497,038 | 97,242 | 474,175 | 634,390 | 315,188 | 633,463 | 533,510 | 416,326 | 556,659 | 431,048 | 1,249,339 | 445,112 |
| Meta 2015 | 497,927 | 497,927 | 497,927 | 497,927 | 497,927 | 497,927 | 497,927 | 497,927 | 497,927 | 497,927 | 497,927 | 497,927 | 5,975,124 | 497,927 |
| Real 2015 | 549,844 | 381,743 | 556,852 | | | | | | | | | | | 496,146 |
| Diferencia | 51,917 | -116,184 | 58,925 | -497,927 | -497,927 | -497,927 | -497,927 | -497,927 | -497,927 | -497,927 | -497,927 | -497,927 | -4,486,686 | |
| Dif % | 10% | -23% | 12% | -100% | -100% | -100% | -100% | -100% | -100% | -100% | -100% | -100% | | |



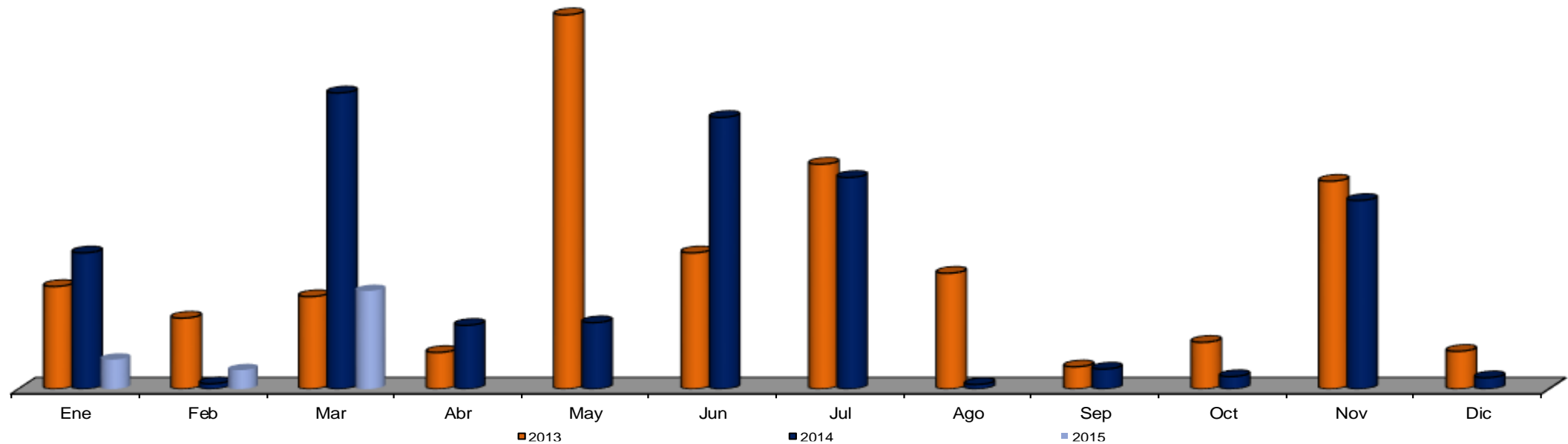
Retiro de pendones y/o mantas (pza.)

| Años/Meses | Ene | Feb | Mar | Abr | May | Jun | Jul | Ago | Sep | Oct | Nov | Dic | Total | Prom Mensual |
|------------|-----|-----|-----|-----|-----|-----|-----|-----|-----|-----|-----|-----|-------|--------------|
| 2013 | 8 | 37 | 229 | 266 | 155 | 296 | 90 | 181 | 262 | 246 | 114 | 141 | 2,025 | 169 |
| 2014 | 511 | 92 | 217 | 37 | 13 | 110 | 151 | 348 | 28 | 25 | 130 | 10 | 1,672 | 139 |
| 2015 | 67 | 20 | 30 | | | | | | | | | | 117 | 39 |



Retiro de pegotes (pza.)

| Años/Meses | Ene | Feb | Mar | Abr | May | Jun | Jul | Ago | Sep | Oct | Nov | Dic | Total | Prom Mensual |
|------------|-----|-----|-----|-----|-----|-----|-----|-----|-----|-----|-----|-----|-------|--------------|
| 2013 | 272 | 188 | 245 | 97 | 992 | 361 | 596 | 307 | 59 | 124 | 551 | 100 | 3,892 | 324 |
| 2014 | 361 | 14 | 785 | 169 | 176 | 720 | 561 | 12 | 53 | 33 | 500 | 30 | 3,414 | 285 |
| 2015 | 78 | 50 | 260 | | | | | | | | | | 388 | 129 |



Avance de captura de Reportes (.)

| Años/Meses | Ene | Feb | Mar | Abr | May | Jun | Jul | Ago | Sep | Oct | Nov | Dic | Total | Prom Mensual |
|------------|-------|-------|-------|-----|-----|-----|-----|-----|-----|-----|-----|-----|-------|--------------|
| 2014 | | | | | | | | | | | | 800 | 800 | 800 |
| 2015 | 1,534 | 1,438 | 1,524 | | | | | | | | | | 4,496 | 1,499 |
| | | | | | | | | | | | | | 0 | #DIV/0! |

